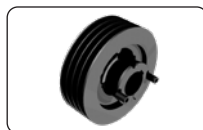
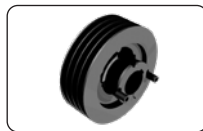


Pulleys



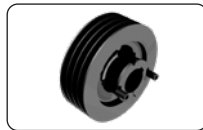
Wedge belt pulleys 274



Classical V-belt pulleys 292



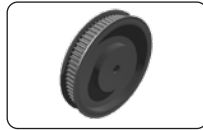
QD Classical V-belt pulley 300



Narrow wedge belt pulleys 309



QD Narrow wedge belt pulleys 316



HTD pulleys 325



Classical timing pulleys 337



Metric timing pulleys 349

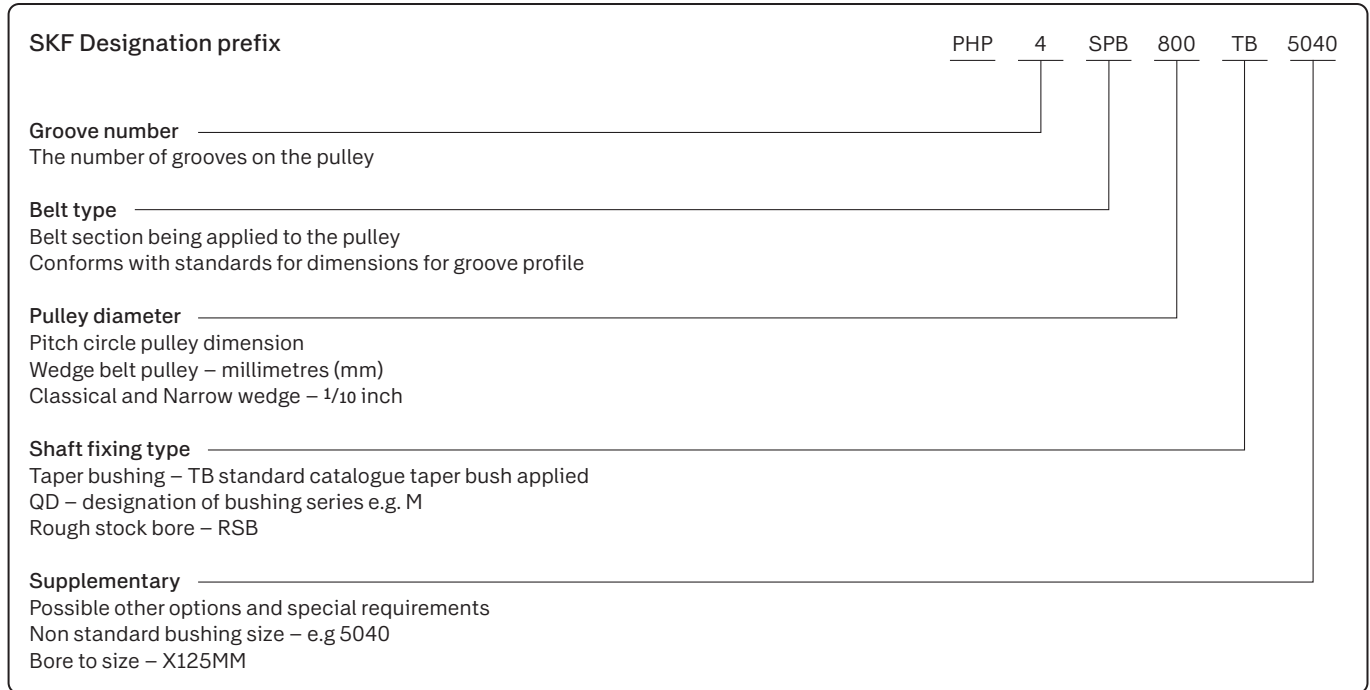


SKF Pulleys

SKF pulley range nomenclature has a defined prefix of PHP. All pulleys are made to be applied to standardized belts. SKF pulleys conform to conventional basic belt part number format – ISO, BS, or DIN.

Pulleys – V-belts

The pulley range designation from SKF has the following is an example to indicate set up.



Pulleys (PHP Product Group)

Classical and trapezoidal inch pitch timing pulleys (MXL, XL, L, H, XH, XXH) are manufactured according to ISO 5294.

Metric pitch series timing pulleys (T/AT) are manufactured according to DIN 7721.

All SKF V-belt pulleys are manufactured to the standards ISO 4183, DIN 2211, ANSI Narrow V-belt pulley IP-22 and the ANSI Classical V-belt pulley IP-20. They are interchangeable with type SPA, SPB, SPC and SPZ. The pulleys are made from cast iron G3000, according to American standard SAEJ431AVG96.

The following are typical specifications of G3000:

- Tensile strength = 207 MPa
- Hardness = HB 187-241
- Chemical composition C 3.1-3.4 %, Si 1.9-2.3 %, Mn 0.6-0.9 %, S = 0.15 %, P = 0.15%

After being machined, pulleys are phosphated and treated with a rustproof oil.

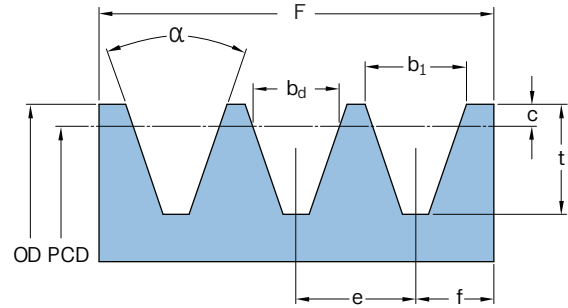
All pulleys are statically balanced to G6.3 according to ISO 1940. After balanced the pulleys are suitable for the linear speed of not more than 33m/s (6 500 fpm). Two Plane (Dynamic) balancing can be provided on request. SKF can issue a certificate stating that all pulleys are dynamically balanced in case of any special customer request.

Standard pulley groove dimensions DIN2211/1 and BS3970

Classical V-belt pulleys | Narrow Wedge V-belt pulleys (DIN / BS / ISO) | Narrow wedge belt pulleys (RMA)

Nomenclature:

- a Pulley groove included angle (°)
- OD Outside diameter
- PCD Effective (pitch) diameter
- bd Effective width at pitch line
- b1 Groove top width
- c Distance from pitch to outside diameter (= OD - PCD/2)
- e Transverse pitch of grooves (to centers)
- f Minimum recommended distance from edge of pulley to center of first groove
- t Total groove depth



Classical V-belt pulleys

Classical belt series	Pitch diameter range	Groove angle		Dimensions				
		α		b_1	b_d	t	c	e
–	mm	°		mm				
13/A-17/B	85–170	34		15.55	15.88	19.05	4.45	12.70
	Over 170	38		22.33	15.88	19.05	4.45	12.70
22/C	178–203	34		22.53	19.81	25.40	5.08	17.48
	203–305	36		22.73	19.81	25.40	5.08	17.48
	Over 305	38		31.98	19.81	25.40	5.08	17.48
32/D	305–330	34		32.28	26.67	36.53	7.62	22.23
	330–432	36		32.59	26.67	36.53	7.62	22.23
	Over 432	38		38.79	26.67	36.53	7.62	22.23
40/E	457–610	36		39.17	33.02	44.45	10.16	31.24
	Over 610	38			33.02	44.45	10.16	31.24

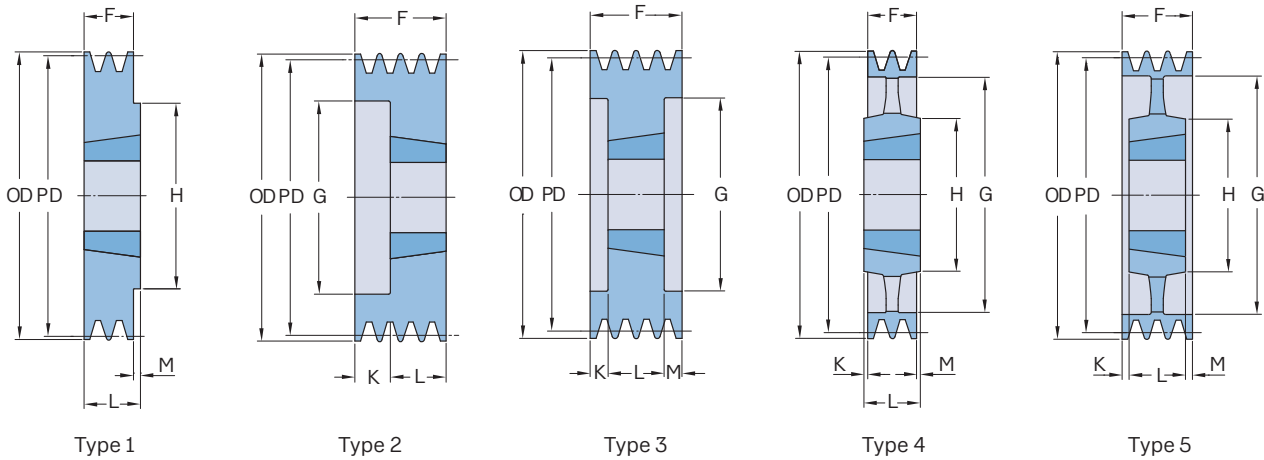
Narrow Wedge V-belt pulleys (DIN / BS / ISO)

Classical belt series	Pitch diameter range	Groove angle		Dimensions					
		α		b_1	b_d	$t^{(+0.6/-0.0)}$	c	e	f
–	mm	°		mm					
SPZ	Up to and incl. 80	34		9.7	8.5	11.00	2.00	12.0 ± 0.3	8.0
	Over 80	38		9.7	8.5	11.00	2.00	12.0 ± 0.3	8.0
SPA	Up to and incl. 118	34		12.7	11.0	14.00	2.80	15.0 ± 0.3	10.0
	Over 118	38		12.7	11.0	14.00	2.80	15.0 ± 0.3	10.0
SPB	Up to and incl. 190	34		16.2	14.4	18.00	3.50	19.0 ± 0.4	12.5
	Over 190	38		16.2	14.4	18.00	3.50	19.0 ± 0.4	12.5
SPC	Up to and incl. 315	34		22.0	19.0	24.00	4.80	25.5 ± 0.5	17.0
	Over 315	38		22.0	19.0	24.00	4.80	25.5 ± 0.5	17.0

Narrow wedge belt pulleys (RMA)

RMA Belt series	Pitch diameter range	Groove angle		Dimensions					
		α		b_1	b_d	t	c	e	f
–	mm	°		mm					
3V, 3VX	Up to and incl. 90	36		8.89	8.89	8.64	0.64	10.3 ± 0.4	8.74
	Over 90–150	38		8.89	8.89	8.64	0.64	10.3 ± 0.4	8.74
	Over 150–305	40		8.89	8.89	8.64	0.64	10.3 ± 0.4	8.74
	Over 305	42		8.89	8.89	8.64	0.64	10.3 ± 0.4	8.74
5V, 5VX	Over 140–255	38		15.24	12.70	14.98	1.27	17.5 ± 0.4	3.20
	Over 255–405	40		15.24	12.70	14.98	1.27	17.5 ± 0.4	3.20
	Over 405	42		15.24	12.70	14.98	1.27	17.5 ± 0.4	3.20
8V, 8VX	Over 315–405	38		25.40	25.40	25.15	2.54	28.6 ± 0.4	6.40
	Over 405–570	40		25.40	25.40	25.15	2.54	28.6 ± 0.4	6.40
	Over 570	42		25.40	25.40	25.15	2.54	28.6 ± 0.4	6.40

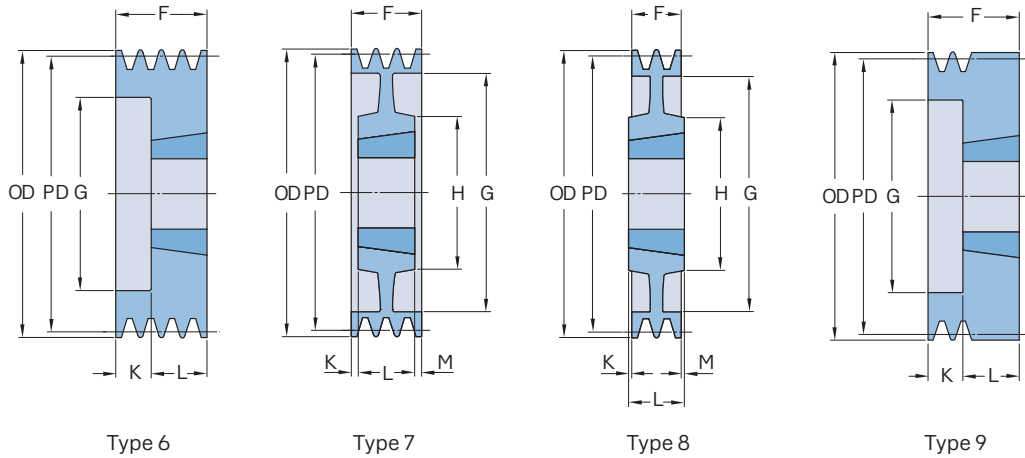
Wedge belt pulleys
SPZ taper bushed



Section	Number of grooves	Pitch diameter PCD	Pulley type	Bushing number	Dimensions								Mass ¹⁾	Designation	
					Outer diameter OD	B Min.	Max.	F	G	K	L	M			H
-	-	mm	-	-	mm									kg	-
SPZ	1	50	9	1008	54.0	9	25	37	28	12.0	22	-	-	0.3	PHP 1SPZ50TB
		56	9	1008	60.0	9	25	37	23	12.0	22	-	-	0.5	PHP 1SPZ56TB
		60	1	1008	64.0	9	25	22	-	-	22	-	-	0.3	PHP 1SPZ60TB
		63	1	1108	67.0	9	28	16	-	-	22	6.0	62	0.3	PHP 1SPZ63TB
		67	1	1108	71.0	9	28	16	-	-	22	6.0	62	0.3	PHP 1SPZ67TB
		71	1	1108	75.0	9	28	16	-	-	22	6.0	62	0.4	PHP 1SPZ71TB
		75	1	1108	79.0	9	28	16	-	-	22	6.0	62	0.4	PHP 1SPZ75TB
		80	1	1210	84.0	11	32	16	-	-	25	9.0	75	0.5	PHP 1SPZ80TB
		85	1	1210	89.0	11	32	16	-	-	25	9.0	75	0.7	PHP 1SPZ85TB
		90	1	1210	94.0	11	32	16	-	-	25	9.0	75	0.7	PHP 1SPZ90TB
		95	1	1210	99.0	11	32	16	-	-	25	9.0	75	0.8	PHP 1SPZ95TB
		100	1	1210	104.0	11	32	16	-	-	25	9.0	75	0.9	PHP 1SPZ100TB
		106	1	1610	110.0	14	42	16	-	-	25	9.0	80	1.0	PHP 1SPZ106TB
		112	1	1610	116.0	14	42	16	-	-	25	9.0	80	1.1	PHP 1SPZ112TB
		118	1	1610	122.0	14	42	16	-	-	25	9.0	80	1.2	PHP 1SPZ118TB
		125	1	1610	129.0	14	42	16	-	-	25	9.0	80	1.3	PHP 1SPZ125TB
		132	1	1610	136.0	14	42	16	-	-	25	9.0	80	1.5	PHP 1SPZ132TB
		140	1	1610	144.0	14	42	16	-	-	25	9.0	80	1.7	PHP 1SPZ140TB
		150	1	1610	154.0	14	42	16	-	-	25	9.0	80	2.0	PHP 1SPZ150TB
		160	1	1610	164.0	14	42	16	-	-	25	9.0	80	2.2	PHP 1SPZ160TB
		170	1	1610	174.0	14	42	16	-	-	25	9.0	80	2.2	PHP 1SPZ170TB
		180	4	1610	184.0	14	42	16	152	-	25	9.0	92	2.1	PHP 1SPZ180TB
		190	4	1610	194.0	14	42	16	161	-	25	9.0	92	2.7	PHP 1SPZ190TB
		200	4	2012	204.0	14	50	16	172	-	32	16.0	100	3.4	PHP 1SPZ200TB
		224	4	2012	228.0	14	50	16	196	-	32	16.0	100	3.6	PHP 1SPZ224TB
		236	4	2012	240	14	50	16	207	8	32	8	112	3.11	PHP 1SPZ236TB
		250	4	2012	254.0	14	50	16	222	8.0	32	8.0	100	4.6	PHP 1SPZ250TB
		280	4	2012	284.0	14	50	16	252	8.0	32	8.0	100	5.5	PHP 1SPZ280TB
		315	4	2012	319.0	14	50	16	287	8.0	32	8.0	100	6.7	PHP 1SPZ315TB
		335	4	2012	339	14	50	16	306	8	32	8	112	4.55	PHP 1SPZ335TB
355	4	2012	359.0	14	50	16	326	8.0	32	8.0	112	6.8	PHP 1SPZ355TB		
400	4	2012	404.0	14	50	16	371	8.0	32	8.0	112	6.9	PHP 1SPZ400TB		
450	4	2517	454.0	16	60	16	421	14.5	45	14.5	120	7.2	PHP 1SPZ450TB		
500	4	2517	504	16	60	16	471	14.5	45	14.5	124	8.5	PHP 1SPZ500TB		
SPZ	2	50	9	1008	54.0	9	25	49	28	25.0	22	-	-	0.4	PHP 2SPZ50TB
		56	9	1008	60.0	9	25	49	35	27.0	22	-	-	0.5	PHP 2SPZ56TB
		60	9	1108	64.0	9	25	49	36	27.0	22	-	-	0.7	PHP 2SPZ60TB
		63	6	1108	67.0	9	28	28	40	6.0	22	-	-	0.3	PHP 2SPZ63TB
		67	6	1108	71.0	9	28	28	42	6.0	22	-	-	0.4	PHP 2SPZ67TB
		71	6	1108	75.0	9	28	28	42	6.0	22	-	-	0.5	PHP 2SPZ71TB
		75	6	1210	79.0	11	32	28	51	3.0	25	-	-	0.5	PHP 2SPZ75TB
		80	6	1210	84.0	11	32	28	51	3.0	25	-	-	0.6	PHP 2SPZ80TB
		85	6	1610	89.0	14	42	28	60	3.0	25	-	-	0.6	PHP 2SPZ85TB
		90	6	1610	94.0	14	42	28	61	3.0	25	-	-	0.7	PHP 2SPZ90TB
		95	6	1610	99.0	14	42	28	66	3.0	25	-	-	0.8	PHP 2SPZ95TB
		100	6	1610	104.0	14	42	28	71	3.0	25	-	-	0.9	PHP 2SPZ100TB
		106	6	1610	110.0	14	42	28	76	3.0	25	-	-	1.1	PHP 2SPZ106TB
		112	6	1610	116.0	14	42	28	84	3.0	25	-	-	1.3	PHP 2SPZ112TB
		118	6	1610	122.0	14	42	28	90	3.0	25	-	-	1.5	PHP 2SPZ118TB
		125	6	1610	129.0	14	42	28	97	3.0	25	-	-	1.7	PHP 2SPZ125TB
		132	6	1610	136.0	14	42	28	104	3.0	25	-	-	2.0	PHP 2SPZ132TB
		140	6	1610	144.0	14	42	28	112	3.0	25	-	-	2.4	PHP 2SPZ140TB
		150	1	2012	154.0	14	50	28	-	-	32	4.0	100	2.6	PHP 2SPZ150TB
		160	1	2012	164.0	14	50	28	-	-	32	4.0	100	3.1	PHP 2SPZ160TB

¹⁾ Mass does not include bushings.
Non-functional dimensions may vary slightly.

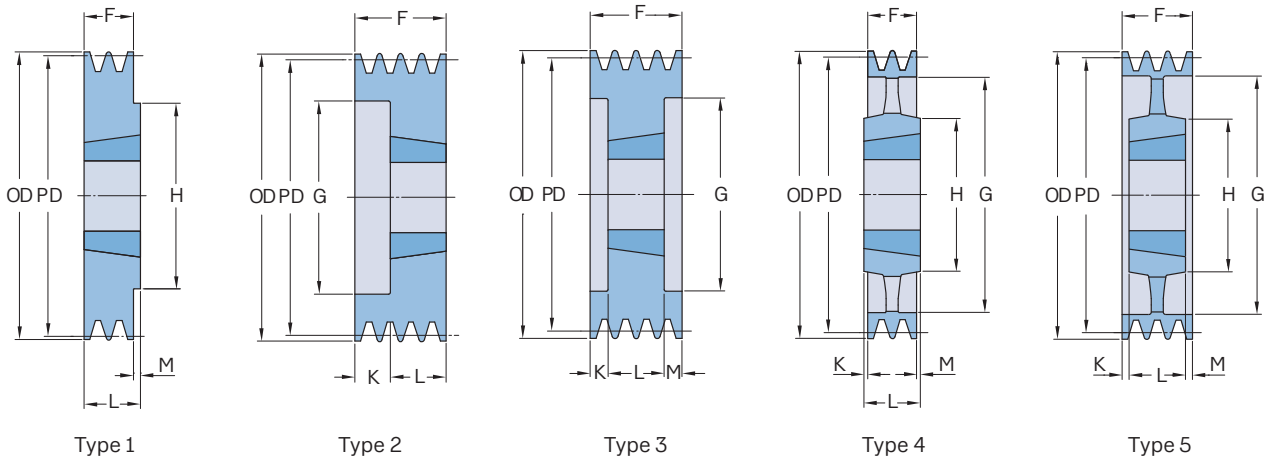
Wedge belt pulleys
SPZ taper bushed



Section	Number of grooves	Pitch diameter PCD	Pulley type	Bushing number	Dimensions		Max.	F	G	K	L	M	H	Mass ¹⁾	Designation
					Outer diameter OD	B Min.									
mm														kg	-
SPZ	2	170	1	2012	174.0	14	50	28	-	-	32	4.0	100	2.8	PHP 2SPZ170TB
		180	8	2012	184.0	14	50	28	152	-	32	4.0	100	2.9	PHP 2SPZ180TB
		190	8	2012	194.0	14	50	28	161	-	32	4.0	100	3.1	PHP 2SPZ190TB
		200	4	2012	204.0	14	50	28	171	-	32	4.0	100	3.4	PHP 2SPZ200TB
		212	4	2012	216	14	50	28	183	-	32	4	112	4.32	PHP 2SPZ212TB
		224	4	2012	228.0	14	50	28	196	-	32	4.0	100	4.5	PHP 2SPZ224TB
	2	250	4	2012	254.0	14	50	28	222	2.0	32	2.0	100	5.4	PHP 2SPZ250TB
		280	4	2012	284.0	14	50	28	252	2.0	32	2.0	100	6.2	PHP 2SPZ280TB
		300	4	2012	304	14	50	28	271	2	32	2	112	5.37	PHP 2SPZ300TB
		315	4	2012	319.0	14	50	28	286	2.0	32	2.0	100	7.2	PHP 2SPZ315TB
		335	4	2012	339	14	50	28	306	2	32	2	112	6.03	PHP 2SPZ335TB
		355	4	2012	359.0	14	50	28	326	2.0	32	2.0	112	8.6	PHP 2SPZ355TB
		375	4	2012	379	14	50	28	346	2	32	2	112	7.08	PHP 2SPZ375TB
		400	4	2517	404.0	16	60	28	371	8.5	45	8.5	120	9.9	PHP 2SPZ400TB
		450	4	2517	454.0	16	60	28	421	8.5	45	8.5	120	11.2	PHP 2SPZ450TB
		500	4	2517	504	16	60	28	471	8.5	45	8.5	125	10.25	PHP 2SPZ500TB
		630	4	3020	634	25	75	28	601	11.5	51	11.5	146	15.6	PHP 2SPZ630TB
		SPZ	3	63	6	1108	67.0	9	28	40	40	18.0	22	-	-
67	6			1108	71.0	9	28	40	42	18.0	22	-	-	0.5	PHP 3SPZ67TB
71	6			1108	75.0	9	28	40	42	18.0	22	-	-	0.6	PHP 3SPZ71TB
75	6			1210	79.0	11	32	40	48	15.0	25	-	-	0.7	PHP 3SPZ75TB
80	6			1210	84.0	11	32	40	51	15.0	25	-	-	0.7	PHP 3SPZ80TB
85	6			1610	89.0	14	42	40	60	15.0	25	-	-	0.8	PHP 3SPZ85TB
90	6			1610	94.0	14	42	40	61	15.0	25	-	-	0.9	PHP 3SPZ90TB
95	6			1610	99.0	14	42	40	66	15.0	25	-	-	1.0	PHP 3SPZ95TB
100	6			1610	104.0	14	42	40	71	15.0	25	-	-	1.1	PHP 3SPZ100TB
106	6			1610	110.0	14	42	40	78	15.0	25	-	-	1.4	PHP 3SPZ106TB
112	6			2012	116.0	14	50	40	84	8.0	32	-	-	1.4	PHP 3SPZ112TB
118	6			2012	122.0	14	50	40	92	8.0	32	-	-	1.7	PHP 3SPZ118TB
125	2		2012	129.0	14	50	40	97	-	32	8.0	-	2.0	PHP 3SPZ125TB	
132	2		2012	136.0	14	50	40	104	-	32	8.0	-	2.3	PHP 3SPZ132TB	
140	2		2012	144.0	14	50	40	112	-	32	8.0	-	2.7	PHP 3SPZ140TB	
150	2		2012	154.0	14	50	40	122	-	32	8.0	-	3.3	PHP 3SPZ150TB	
160	2		2012	164.0	14	50	40	132	-	32	8.0	-	3.9	PHP 3SPZ160TB	
170	3		2012	174.0	14	50	40	141	4.0	32	4.0	-	3.2	PHP 3SPZ170TB	
180	7		2012	184.0	14	50	40	152	-	32	8.0	100	3.4	PHP 3SPZ180TB	
190	7		2012	194.0	14	50	40	161	4.0	32	4.0	100	3.4	PHP 3SPZ190TB	
200	5		2012	204.0	14	50	40	172	4.0	32	4.0	100	3.9	PHP 3SPZ200TB	
212	5		2012	216	14	50	40	183	4	32	4	112	4.3	PHP 3SPZ212TB	
224	5		2012	228.0	14	50	40	196	4.0	32	4.0	100	5.4	PHP 3SPZ224TB	
236	5		2012	240	14	50	40	207	4	32	4	112	5	PHP 3SPZ236TB	
250	5		2012	254.0	14	50	40	222	4.0	32	4.0	100	6.4	PHP 3SPZ250TB	
265	4		2517	269	16	60	40	236	2.5	45	2.5	124	6.1	PHP 3SPZ265TB	
280	4		2517	284.0	16	60	40	252	2.5	45	2.5	120	8.3	PHP 3SPZ280TB	
315	4		2517	319.0	16	60	40	287	2.5	45	2.5	120	10.1	PHP 3SPZ315TB	
335	4		2517	339	16	60	40	306	2.5	45	2.5	124	7.99	PHP 3SPZ335TB	
355	4		2517	359.0	16	60	40	326	2.5	45	2.5	120	11.7	PHP 3SPZ355TB	
400	4		2517	404.0	16	60	40	371	2.5	45	2.5	120	13.3	PHP 3SPZ400TB	
450	4		2517	454.0	16	60	40	421	2.5	45	2.5	120	14.6	PHP 3SPZ450TB	
500	4		2517	504.0	16	60	40	471	2.5	45	2.5	120	15.8	PHP 3SPZ500TB	
560	4		2517	564	16	60	40	531	2.5	45	2.5	124	15.7	PHP 3SPZ560TB	
630	4		3020	634.0	25	75	40	601	5.5	45	2.5	120	17.0	PHP 3SPZ630TB	
800	4		3020	804.0	25	75	40	771	5.5	51	2.5	150	33.0	PHP 3SPZ800TB	

¹⁾ Mass does not include bushings.
Non-functional dimensions may vary slightly.

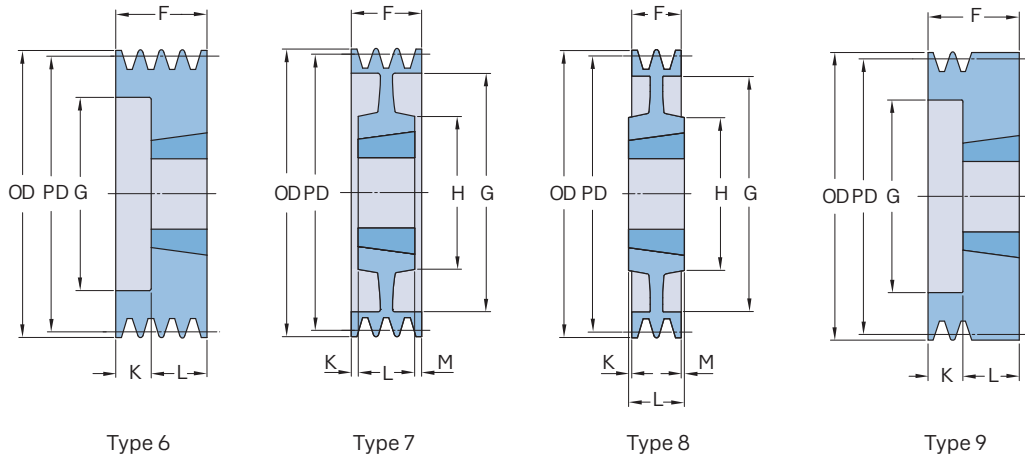
Wedge belt pulleys
SPZ taper bushed



Section	Number of grooves	Pitch diameter PCD	Pulley type	Bushing number	Dimensions									Mass ¹⁾	Designation		
					Outer diameter OD	B Min.	Max.	F	G	K	L	M	H				
		mm														kg	
SPZ	4	63	6	1108	67.0	9	28	52	38	30.0	22	-	-	0.5	PHP 4SPZ63TB		
		67	6	1108	71.0	9	28	52	41	30.0	22	-	-	0.6	PHP 4SPZ67TB		
		71	6	1108	75.0	9	28	52	45	30.0	22	-	-	0.7	PHP 4SPZ71TB		
		75	6	1210	79.0	11	32	52	46	27.0	25	-	-	0.8	PHP 4SPZ75TB		
		80	6	1210	84.0	11	32	52	51	27.0	25	-	-	0.9	PHP 4SPZ80TB		
		6	85	6	1610	89.0	14	42	52	60	27.0	25	-	-	1.0	PHP 4SPZ85TB	
			90	6	1610	94.0	14	42	52	61	27.0	25	-	-	1.1	PHP 4SPZ90TB	
			95	6	1610	99.0	14	42	52	66	27.0	25	-	-	1.3	PHP 4SPZ95TB	
			100	6	1610	104.0	14	42	52	72	27.0	25	-	-	1.4	PHP 4SPZ100TB	
			106	6	1610	110.0	14	42	52	80	27.0	25	-	-	1.6	PHP 4SPZ106TB	
		2	112	6	2012	116.0	14	50	52	86	20.0	32	-	-	1.7	PHP 4SPZ112TB	
			118	6	2012	122.0	14	50	52	92	20.0	32	-	-	2.0	PHP 4SPZ118TB	
			125	2	2012	129.0	14	50	52	99	-	32	20.0	-	2.3	PHP 4SPZ125TB	
			132	2	2012	136.0	14	50	52	104	-	32	20.0	-	2.6	PHP 4SPZ132TB	
			140	2	2012	144.0	14	50	52	112	-	32	20.0	-	3.1	PHP 4SPZ140TB	
		2	150	2	2517	154.0	16	60	52	122	-	45	7.0	-	3.8	PHP 4SPZ150TB	
			160	2	2517	164.0	16	60	52	132	-	45	7.0	-	4.6	PHP 4SPZ160TB	
			170	2	2517	174.0	16	65	52	141	-	45	7.0	-	5.5	PHP 4SPZ170TB	
			180	2	2517	184.0	16	60	52	152	-	45	7.0	-	6.3	PHP 4SPZ180TB	
			190	3	2517	194.0	16	65	52	161	3.5	45	3.5	-	5.3	PHP 4SPZ190TB	
	7	200	7	2517	204.0	16	60	52	172	3.5	45	3.5	120	5.4	PHP 4SPZ200TB		
		212	5	2517	216	16	60	52	183	3.5	45	3.5	124	5.95	PHP 4SPZ212TB		
		224	5	2517	228.0	16	60	52	196	3.5	45	3.5	120	7.0	PHP 4SPZ224TB		
		236	5	2517	240	16	60	52	207	3.5	45	3.5	124	7.29	PHP 4SPZ236TB		
		250	5	2517	254.0	16	60	52	222	3.5	45	3.5	120	8.0	PHP 4SPZ250TB		
		5	265	5	2517	269	16	60	52	236	3.5	45	3.5	124	8.71	PHP 4SPZ265TB	
			280	5	2517	284.0	16	60	52	252	3.5	45	3.5	120	9.5	PHP 4SPZ280TB	
			315	5	2517	319.0	16	60	52	287	3.5	45	3.5	120	12.1	PHP 4SPZ315TB	
			335	5	2517	339	16	60	52	306	3.5	45	3.5	124	9.57	PHP 4SPZ335TB	
			355	5	2517	359.0	16	60	52	326	3.5	45	3.5	120	12.8	PHP 4SPZ355TB	
	5	400	5	2517	404.0	16	60	52	371	3.5	45	3.5	120	13.6	PHP 4SPZ400TB		
		450	5	3020	454.0	25	75	52	421	0.5	51	0.5	150	14.5	PHP 4SPZ450TB		
500		5	3020	504.0	25	75	52	471	0.5	51	0.5	150	17.3	PHP 4SPZ500TB			
630		4	3030	634.0	35	75	52	601	12.0	76	12.0	150	23.0	PHP 4SPZ630TB			
800		4	3030	804.0	35	75	52	771	12.0	76	12.0	150	36.0	PHP 4SPZ800TB			
SPZ	5	75	8	1210	79	11	32	64	46	39	25	-	-	0.91	PHP 5SPZ75TB		
		85	6	1610	89.0	14	42	64	60	39.0	25	-	-	1.3	PHP 5SPZ85TB		
		90	6	1610	94.0	14	42	64	61	39.0	25	-	-	1.3	PHP 5SPZ90TB		
		95	6	1610	99.0	14	42	64	66	39.0	25	-	-	1.5	PHP 5SPZ95TB		
		100	6	2012	104.0	14	50	64	72	32.0	32	-	-	1.6	PHP 5SPZ100TB		
	6	106	6	2012	110.0	14	50	64	78	32.0	32	-	-	1.8	PHP 5SPZ106TB		
		112	6	2012	116.0	14	50	64	84	32.0	32	-	-	2.0	PHP 5SPZ112TB		
		118	6	2012	122.0	14	50	64	90	32.0	32	-	-	2.3	PHP 5SPZ118TB		
		125	6	2012	129.0	14	50	64	97	32.0	32	-	-	2.7	PHP 5SPZ125TB		
		132	6	2517	136.0	16	60	64	104	19.0	45	-	-	2.8	PHP 5SPZ132TB		
	2	140	2	2517	144.0	16	60	64	112	-	45	19.0	-	3.4	PHP 5SPZ140TB		
		150	2	2517	154.0	16	60	64	122	-	45	19.0	-	4.3	PHP 5SPZ150TB		
		160	2	2517	164.0	16	60	64	132	-	45	19.0	-	5.1	PHP 5SPZ160TB		
		170	2	2517	174.0	16	60	64	141	-	45	19.0	-	5.7	PHP 5SPZ170TB		
		180	2	2517	184.0	16	60	64	152	-	45	19.0	-	6.8	PHP 5SPZ180TB		
	3	190	3	2517	194.0	16	60	64	161	9.5	45	9.5	-	7.8	PHP 5SPZ190TB		
		200	5	2517	204.0	16	60	64	172	9.5	45	9.5	-	8.8	PHP 5SPZ200TB		
		212	6	2517	216	16	60	64	183	9.5	45	9.5	124	7.04	PHP 5SPZ212TB		
		224	5	2517	228.0	16	60	64	196	9.5	45	9.5	120	8.8	PHP 5SPZ224TB		

¹⁾ Mass does not include bushings.
Non-functional dimensions may vary slightly.

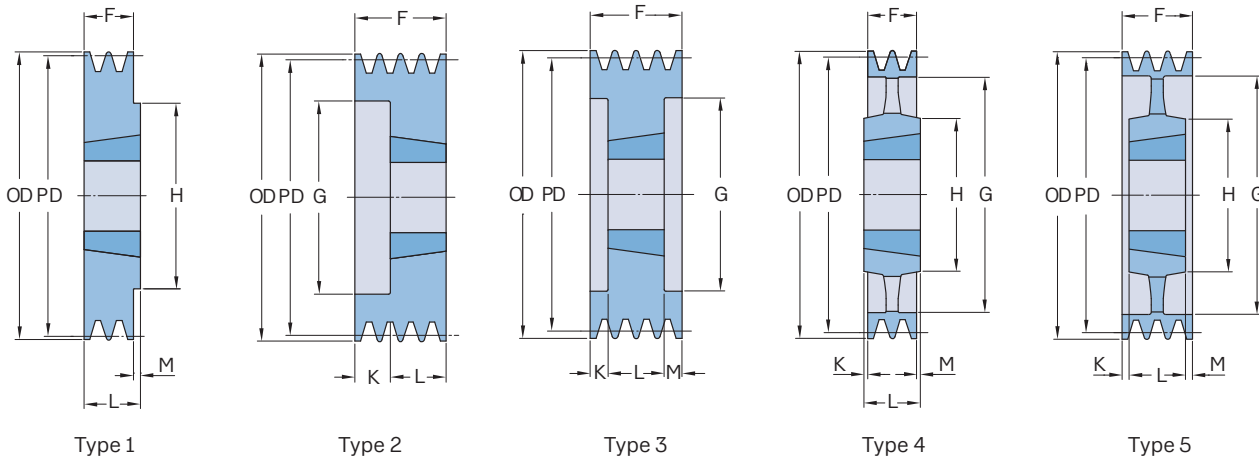
Wedge belt pulleys
SPZ taper bushed



Section	Number of grooves	Pitch diameter PCD	Pulley type	Bushing number	Dimensions				F	G	K	L	M	H	Mass ¹⁾	Designation	
					Outer diameter OD	B	Min.	Max.									
-	-	mm	-	-	mm										kg	-	
SPZ	5	236	5	2517	240	16	60	64	207	9.5	45	9.5	124	8.21	PHP 5SPZ236TB		
		250	5	2517	254.0	16	60	64	222	9.5	45	9.5	120	9.0	PHP 5SPZ250TB		
		265	5	2517	269	16	60	64	236	9.5	45	9.5	124	8.6	PHP 5SPZ265TB		
		280	5	2517	284.0	16	60	64	252	9.5	45	9.5	120	11.0	PHP 5SPZ280TB		
		315	5	2517	319.0	16	60	64	287	9.5	45	9.5	120	13.3	PHP 5SPZ315TB		
				335	5	2517	339	16	60	64	306	9.5	45	9.5	124	11.8	PHP 5SPZ335TB
				355	5	2517	359.0	16	60	64	326	9.5	45	9.5	120	13.0	PHP 5SPZ355TB
				380	5	3020	384	25	75	64	351	6.5	51	6.5	146	13.8	PHP 5SPZ380TB
				400	5	3020	404.0	25	75	64	371	6.5	51	6.5	150	15.6	PHP 5SPZ400TB
				450	5	3020	454.0	25	75	64	421	6.5	51	6.5	150	19.0	PHP 5SPZ450TB
				500	4	3030	504.0	35	75	64	471	6.0	51	6.0	150	22.6	PHP 5SPZ500TB
				630	4	3030	634.0	35	75	64	601	6.0	51	6.0	150	29.0	PHP 5SPZ630TB
				710	4	3535	714	35	90	64	681	12.5	89	12.5	175	30.6	PHP 5SPZ710TB
				800	4	3535	804.0	35	90	64	771	12.5	89	12.5	170	44.1	PHP 5SPZ800TB
		SPZ	6	85	6	1610	89.0	14	42	76	61	51.0	25	-	-	1.3	PHP 6SPZ85TB
				90	6	1610	94.0	14	42	76	61	51.0	25	-	-	1.5	PHP 6SPZ90TB
				95	6	1610	99.0	14	42	76	66	51.0	25	-	-	1.7	PHP 6SPZ95TB
				100	6	2012	104.0	14	50	76	72	44.0	32	-	-	1.9	PHP 6SPZ100TB
				106	6	2012	110.0	14	50	76	78	44.0	32	-	-	2.0	PHP 6SPZ106TB
						112	6	2012	116.0	14	50	76	84	44.0	32	-	-
				118	6	2517	122.0	16	60	76	90	31.0	45	-	-	2.3	PHP 6SPZ118TB
				125	6	2517	129.0	16	60	76	97	31.0	45	-	-	2.7	PHP 6SPZ125TB
				132	6	2517	136.0	16	60	76	104	31.0	45	-	-	3.2	PHP 6SPZ132TB
				140	2	2517	144.0	16	60	76	122	-	45	31.0	-	3.8	PHP 6SPZ140TB
				150	2	2517	154.0	16	60	76	122	-	45	31.0	-	4.6	PHP 6SPZ150TB
				160	2	2517	164.0	16	60	76	132	-	45	31.0	-	5.5	PHP 6SPZ160TB
				170	2	2517	174.0	16	65	76	141	-	45	31.0	-	6.5	PHP 6SPZ170TB
				180	3	2517	184.0	16	60	76	152	15.5	45	15.5	-	7.3	PHP 6SPZ180TB
				190	3	2517	194.0	16	65	76	161	15.5	45	15.5	120	8.4	PHP 6SPZ190TB
				200	3	2517	204.0	16	60	76	172	15.5	45	15.5	120	9.4	PHP 6SPZ200TB
				212	6	2517	216	16	60	76	183	15.5	45	15.5	124	7.48	PHP 6SPZ212TB
				224	5	2517	228.0	16	60	76	196	15.5	45	15.5	120	9.7	PHP 6SPZ224TB
				236	5	2517	240	16	60	76	207	15.5	45	15.5	124	8.72	PHP 6SPZ236TB
				250	5	2517	254.0	16	60	76	222	15.5	45	15.5	120	11.8	PHP 6SPZ250TB
		280	5	2517	284.0	16	60	76	252	15.5	45	15.5	120	12.8	PHP 6SPZ280TB		
		315	5	2517	319.0	16	60	76	287	15.5	45	15.5	120	13.8	PHP 6SPZ315TB		
		355	5	2517	359.0	16	60	76	326	15.5	45	15.5	125	15.0	PHP 6SPZ355TB		
		400	5	3020	404.0	25	75	76	371	-	76	-	150	18.3	PHP 6SPZ400TB		
		450	5	3020	454.0	25	75	76	421	-	76	-	150	21.5	PHP 6SPZ450TB		
		500	5	3020	504.0	25	75	76	471	-	76	-	150	24.6	PHP 6SPZ500TB		
		630	4	3535	634.0	35	90	76	601	6.5	89	6.5	170	35.0	PHP 6SPZ630TB		
		800	4	3535	804.0	35	90	76	771	6.5	89	6.5	170	57.9	PHP 6SPZ800TB		
SPZ	8	140	3	2517	144.0	16	60	100	112	27.5	45	27.5	-	4.0	PHP 8SPZ140TB		
		150	3	2517	154.0	16	60	100	122	27.5	45	27.5	-	5.1	PHP 8SPZ150TB		
		160	3	2517	164.0	16	60	100	132	27.5	45	27.5	-	5.6	PHP 8SPZ160TB		
		170	3	2517	174	16	60	100	141	27.5	45	27.5	-	7.1	PHP 8SPZ170TB		
		180	3	2517	184.0	16	60	100	152	27.5	45	27.5	-	7.1	PHP 8SPZ180TB		
				190	3	3020	194	25	75	100	151	27.5	45	27.5	-	8.92	PHP 8SPZ190TB
				200	3	3020	204.0	25	75	100	171	24.5	51	24.5	-	9.3	PHP 8SPZ200TB
				224	3	3020	228.0	25	75	100	195	24.5	51	24.5	-	11.8	PHP 8SPZ224TB
				250	5	3020	254.0	25	75	100	221	24.5	51	24.5	150	10.5	PHP 8SPZ250TB
				280	5	3020	284.0	25	75	100	252	24.5	51	24.5	150	10.8	PHP 8SPZ280TB
				315	5	3020	319	25	75	100	286	24.5	51	24.5	146	13.45	PHP 8SPZ315TB

¹⁾ Mass does not include bushings.
Non-functional dimensions may vary slightly.

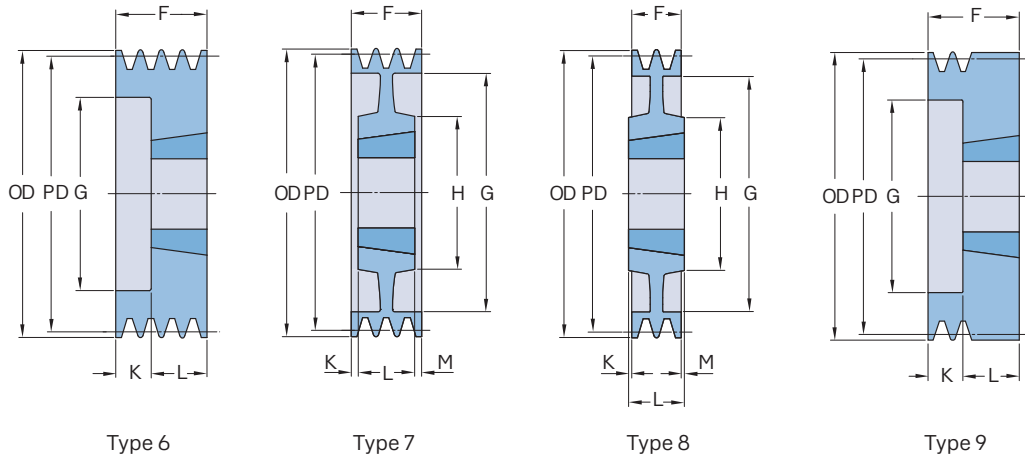
Wedge belt pulleys
 SPZ taper bushed | SPA taper bushed



Section	Number of grooves	Pitch diameter PCD	Pulley type	Bushing number	Dimensions									Mass ¹⁾	Designation		
					Outer diameter OD		F		G		K		L			M	
					Min.	Max.											
					mm	mm	mm	mm	mm	mm	mm	mm	mm	mm	mm	mm	kg
SPZ	8	355	5	3030	359.0	35	75	100	326	12.0	76	12.0	150	16.0	PHP 8SPZ355TB		
		400	5	3030	404.0	35	75	100	371	12.0	76	12.0	150	18.2	PHP 8SPZ400TB		
		450	5	3535	454.0	35	90	100	421	5.5	89	5.5	170	24.0	PHP 8SPZ450TB		
		500	5	3535	504	35	90	100	471	5.5	89	5.5	175	30.2	PHP 8SPZ500TB		
		630	5	3535	634	35	90	100	601	5.5	89	5.5	175	41	PHP 8SPZ630TB		
		800	5	3535	804	35	90	100	771	5.5	89	5.5	178	53	PHP 8SPZ800TB		
		SPA	1	63	1	1008	68.5	9	25	20	-	-	22	2.0	62	0.8	PHP 1SPA63TB
				67	1	1108	72.5	9	28	20	-	-	22	2.0	62	0.5	PHP 1SPA67TB
				71	1	1108	76.5	9	28	20	-	-	22	2.0	62	0.5	PHP 1SPA71TB
				75	1	1108	80.5	9	28	22	-	-	22	2.0	62	0.4	PHP 1SPA75TB
80	1			1210	85.5	11	32	20	-	-	25	5.0	75	0.5	PHP 1SPA80TB		
85	1			1210	90.5	11	32	20	-	-	25	5.0	75	0.6	PHP 1SPA85TB		
90	1			1210	95.5	11	32	20	-	-	25	5.0	75	0.7	PHP 1SPA90TB		
95	1			1210	100.5	11	32	20	-	-	25	5.0	75	0.9	PHP 1SPA95TB		
100	1			1610	105.5	14	42	20	-	-	25	5.0	80	0.8	PHP 1SPA100TB		
106	1			1610	111.5	14	42	20	-	-	25	5.0	80	0.9	PHP 1SPA106TB		
112	1			1610	117.5	14	42	20	-	-	25	5.0	80	1.1	PHP 1SPA112TB		
118	1			1610	123.5	14	42	20	-	-	25	5.0	80	1.2	PHP 1SPA118TB		
125	1			1610	130.5	14	42	20	-	-	25	5.0	80	1.4	PHP 1SPA125TB		
132	1			1610	137.5	14	42	20	-	-	25	5.0	80	1.6	PHP 1SPA132TB		
140	1			1610	145.5	14	42	20	-	-	25	5.0	80	1.8	PHP 1SPA140TB		
150	1			1610	155.5	14	42	20	-	-	25	5.0	80	2.1	PHP 1SPA150TB		
160	1			1610	165.5	14	42	20	-	-	25	5.0	80	2.4	PHP 1SPA160TB		
170	1			1610	175.5	14	42	20	-	-	25	5.0	80	1.1	PHP 1SPA170TB		
180	4			1610	185.5	14	42	20	145	-	25	5.0	92	2.3	PHP 1SPA180TB		
190	4			1610	195.5	14	42	20	156	-	25	5.0	92	2.7	PHP 1SPA190TB		
200	4			2012	205.5	14	50	20	165	-	32	12.0	108	2.3	PHP 1SPA200TB		
212	4			2012	217.5	14	50	20	177	-	32	12.0	110	3.5	PHP 1SPA212TB		
224	4			2012	229.5	14	50	20	189	-	32	12.0	112	4.0	PHP 1SPA224TB		
236	4			2012	241	14	50	20	202	-	32	12	112	3.62	PHP 1SPA236TB		
250	4			2012	255.5	14	50	20	215	6.0	32	6.0	112	4.8	PHP 1SPA250TB		
265	4			2012	270	14	50	20	230	6	32	6	112	3.73	PHP 1SPA265TB		
280	4			2012	285.5	14	50	20	245	-	32	12.0	112	6.3	PHP 1SPA280TB		
300	4			2012	305	14	50	20	265	-	32	12	112	4.62	PHP 1SPA300TB		
315	4			2012	320.5	14	50	20	280	-	32	12.0	112	7.2	PHP 1SPA315TB		
335	4			2012	340	14	50	20	300	-	32	12	112	5.24	PHP 1SPA335TB		
355	4	2012	360.5	14	50	20	320	-	32	12.0	112	7.6	PHP 1SPA355TB				
375	4	2012	380	14	50	20	340	-	32	12	112	6.18	PHP 1SPA375TB				
400	4	2012	405.5	14	50	20	365	-	32	12.0	112	7.9	PHP 1SPA400TB				
425	4	2012	430	14	50	20	390	-	32	12	112	7.5	PHP 1SPA425TB				
450	4	2012	455.5	16	60	20	415	-	32	12.0	112	8.4	PHP 1SPA450TB				
475	4	2517	480	16	60	20	440	-	45	25	124	9	PHP 1SPA475TB				
500	4	2517	505.5	16	60	20	465	-	45	12.0	112	9.4	PHP 1SPA500TB				
530	4	2517	535	16	60	20	495	-	45	25	124	10.73	PHP 1SPA530TB				
560	4	2517	565	16	60	20	525	-	45	25	124	11	PHP 1SPA560TB				
630	4	2517	635.5	16	60	20	595	-	45	12.0	112	13.1	PHP 1SPA630TB				
800	4	3020	805	25	75	20	765	15.5	51	15.5	159	19	PHP 1SPA800TB				
SPA	2	63	6	1008	68.5	9	28	35	33	13.0	22	-	-	0.6	PHP 2SPA63TB		
		67	6	1108	72.5	9	28	35	37	13.0	22	-	-	0.4	PHP 2SPA67TB		
		71	6	1108	76.5	9	28	35	40	13.0	22	-	-	0.5	PHP 2SPA71TB		
		75	6	1108	80.5	9	28	35	44	13.0	25	-	-	0.7	PHP 2SPA75TB		
		80	6	1210	85.5	11	32	35	47	10.0	25	-	-	0.6	PHP 2SPA80TB		

¹⁾ Mass does not include bushings.
 Non-functional dimensions may vary slightly.

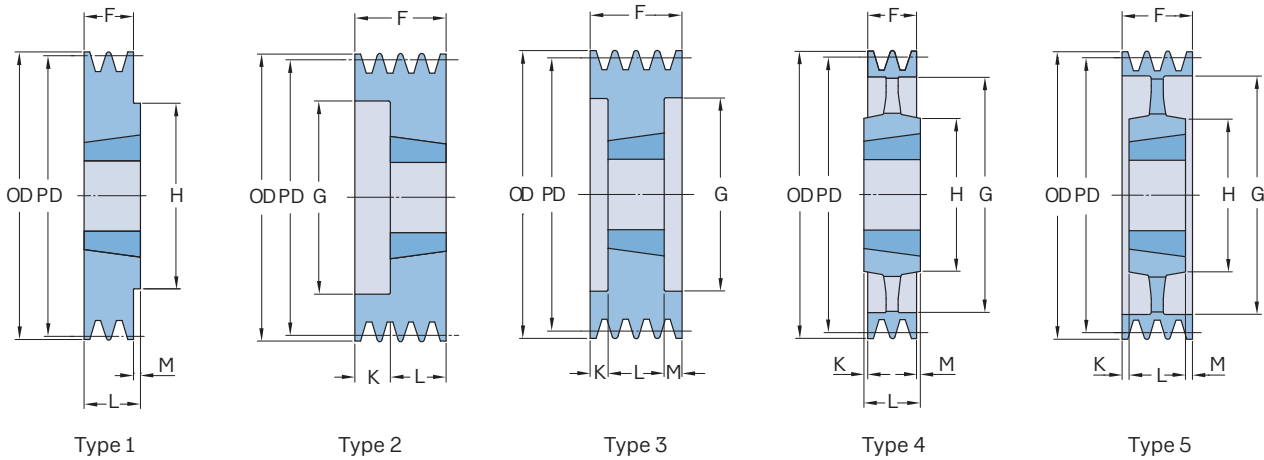
Wedge belt pulleys
SPA taper bushed



Section	Number of grooves	Pitch diameter PCD	Pulley type	Bushing number	Dimensions		Max.	F	G	K	L	M	H	Mass ¹⁾	Designation	
					Outer diameter OD	B Min.										
mm														kg	-	
SPA	2	85	6	1210	90.5	11	32	35	50	10.0	25	-	-	0.7	PHP 2SPA85TB	
		90	6	1610	95.5	14	42	35	60	10.0	25	-	-	0.7	PHP 2SPA90TB	
		95	6	1610	100.5	14	42	35	64	10.0	25	-	-	0.9	PHP 2SPA95TB	
		100	6	1610	105.5	14	42	35	70	10.0	25	-	-	1.1	PHP 2SPA100TB	
		106	6	1610	111.5	14	42	35	76	10.0	25	-	-	1.2	PHP 2SPA106TB	
			112	6	1610	117.5	14	42	35	80	10.0	25	-	-	1.4	PHP 2SPA112TB
			118	6	1610	123.5	14	42	35	86	10.0	25	-	-	1.6	PHP 2SPA118TB
			125	6	1610	130.5	14	42	35	90	10.0	25	-	-	1.9	PHP 2SPA125TB
			132	6	2012	137.5	14	50	35	98	3.0	32	-	-	2.1	PHP 2SPA132TB
			140	6	2012	145.5	14	50	35	106	3.0	32	-	-	2.6	PHP 2SPA140TB
			150	6	2012	155.5	14	50	35	116	3.0	32	-	-	3.2	PHP 2SPA150TB
			160	6	2012	165.5	14	50	35	125	3.0	32	-	-	3.8	PHP 2SPA160TB
			170	6	2012	175.5	14	50	35	135	3.0	32	-	-	4.5	PHP 2SPA170TB
			180	7	2012	185.5	14	50	35	148	2.0	32	2.0	100	5.2	PHP 2SPA180TB
			190	7	2012	195.5	14	50	35	158	2.0	32	2.0	100	4.4	PHP 2SPA190TB
			200	8	2517	205.5	16	60	35	165	5.0	45	5.0	120	4.9	PHP 2SPA200TB
			212	4	2517	217.5	16	65	35	177	5.0	45	5.0	120	5.8	PHP 2SPA212TB
			224	4	2517	229.5	16	60	35	189	-	45	10.0	120	6.6	PHP 2SPA224TB
			236	4	2517	241	16	60	35	202	-	45	10	124	5.2	PHP 2SPA236TB
			250	4	2517	255.5	16	60	35	215	5.0	45	5.0	120	6.8	PHP 2SPA250TB
			265	4	2517	270	16	60	35	230	-	45	10	124	6.15	PHP 2SPA265TB
			280	4	2517	285.5	16	60	35	245	-	45	10.0	120	8.3	PHP 2SPA280TB
			290	4	2517	295	16	60	35	255	-	45	10	124	6.9	PHP 2SPA290TB
			300	4	2517	305	16	60	35	265	-	45	10	124	6.95	PHP 2SPA300TB
			315	4	2517	320.5	16	60	35	280	-	45	10.0	120	10.2	PHP 2SPA315TB
			355	4	2517	360.5	16	60	35	320	-	45	10.0	120	10.5	PHP 2SPA355TB
			400	4	2517	405.5	16	60	35	365	-	45	10.0	120	11.3	PHP 2SPA400TB
			425	4	2517	430	16	60	35	390	-	45	10	124	10.85	PHP 2SPA425TB
			450	4	2517	455.5	16	60	35	465	-	45	10.0	120	15.0	PHP 2SPA450TB
			475	4	2517	480	16	60	35	440	-	45	10	124	12.5	PHP 2SPA475TB
		500	4	2517	505.5	16	60	35	525	-	51	16.0	150	18.7	PHP 2SPA500TB	
		530	4	3020	535	25	75	35	495	8	51	8	159	16	PHP 2SPA530TB	
		560	4	3020	565	25	75	35	525	8	51	8	159	16.55	PHP 2SPA560TB	
		630	4	3020	635.5	25	75	35	595	8.0	51	8.0	150	22.0	PHP 2SPA630TB	
		710	4	3020	715	25	75	35	675	8	51	8	159	23.4	PHP 2SPA710TB	
		800	4	3535	805	35	90	35	765	27	89	27	175	34	PHP 2SPA800TB	
		900	4	3535	905	35	90	35	865	27	89	27	175	37	PHP 2SPA900TB	
SPA	3	71	6	1108	76.5	9	28	50	40	28.0	22	-	-	0.7	PHP 3SPA71TB	
		75	6	1108	80.5	9	28	50	44	28.0	25	-	-	0.8	PHP 3SPA75TB	
		80	6	1210	85.5	11	32	50	47	25.0	25	-	-	0.9	PHP 3SPA80TB	
		85	6	1210	90.5	11	32	50	50	25.0	25	-	-	1.0	PHP 3SPA85TB	
		90	6	1610	95.5	14	42	50	60	25.0	25	-	-	1.0	PHP 3SPA90TB	
			95	6	1610	100.5	14	42	50	64	25.0	25	-	-	1.2	PHP 3SPA95TB
			100	2	1610	105.5	14	42	50	70	-	25	25.0	-	1.3	PHP 3SPA100TB
			106	2	1610	111.5	14	42	50	76	-	25	25.0	-	1.6	PHP 3SPA106TB
			112	6	2012	117.5	14	50	50	83	18.0	32	-	-	1.6	PHP 3SPA112TB
			118	2	2012	123.5	14	50	50	86	-	32	18.0	-	1.9	PHP 3SPA118TB
			125	2	2012	130.5	14	50	50	92	-	32	18.0	-	2.3	PHP 3SPA125TB
			132	2	2012	137.5	14	50	50	98	-	32	18.0	-	2.6	PHP 3SPA132TB
			140	6	2517	145.5	16	60	50	106	5.0	45	-	-	2.9	PHP 3SPA140TB
			150	6	2517	155.5	16	60	50	116	5.0	45	-	-	3.7	PHP 3SPA150TB
			160	6	2517	165.5	16	60	50	126	5.0	45	-	-	4.5	PHP 3SPA160TB
			170	6	2517	175.5	16	60	50	138	5.0	45	-	-	5.0	PHP 3SPA170TB

¹⁾ Mass does not include bushings.
Non-functional dimensions may vary slightly.

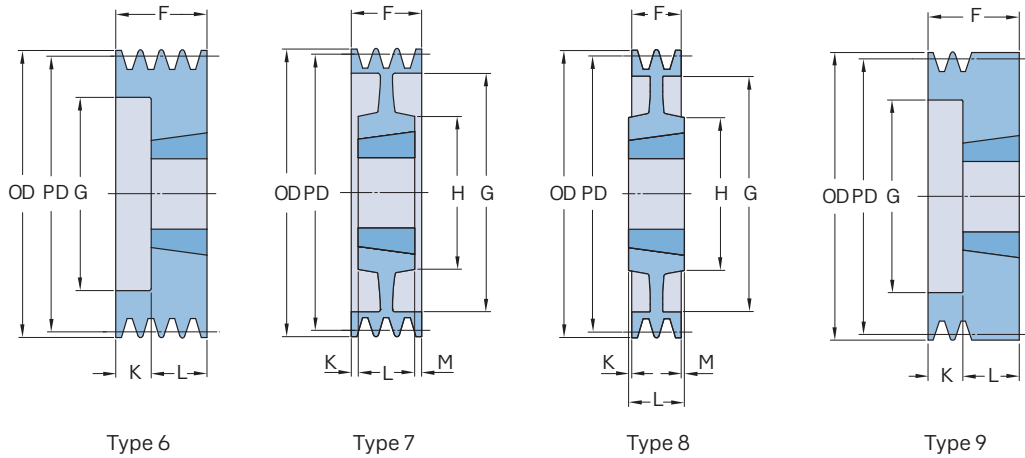
Wedge belt pulleys
SPA taper bushed



Section	Number of grooves	Pitch diameter PCD	Pulley type	Bushing number	Dimensions									Mass ¹⁾	Designation		
					Outer diameter OD		F	G	K	L	M	H	B				
mm		mm		Max.	Min.											kg	-
SPA	3	180	6	2517	185.5	16	60	50	146	5.0	45	-	-	6.2	PHP 3SPA180TB		
		190	6	2517	195.5	16	60	50	158	5.0	45	-	-	7.0	PHP 3SPA190TB		
		200	7	2517	205.5	16	60	50	165	2.5	45	2.5	120	5.6	PHP 3SPA200TB		
		212	5	2517	217.5	16	60	50	177	2.5	45	2.5	120	6.6	PHP 3SPA212TB		
		224	5	2517	229.5	16	60	50	189	2.5	45	2.5	120	7.5	PHP 3SPA224TB		
		236	5	2517	241	16	60	50	202	2.5	45	2.5	124	6.8	PHP 3SPA236TB		
		250	5	2517	255.5	16	60	50	215	2.5	45	2.5	120	8.6	PHP 3SPA250TB		
		265	5	2517	270	16	60	50	230	2.5	45	2.5	124	7.65	PHP 3SPA265TB		
		280	5	2517	285.5	16	60	50	245	2.5	45	2.5	120	10.0	PHP 3SPA280TB		
		300	4	3020	305	25	75	50	265	0.5	51	0.5	150	10.04	PHP 3SPA300TB		
	315	4	3020	320.5	25	75	50	280	0.5	51	0.5	160	12.8	PHP 3SPA315TB			
	335	4	3020	340	25	75	50	300	0.5	51	0.5	159	12.04	PHP 3SPA335TB			
	355	4	3020	360.5	25	75	50	320	0.5	51	0.5	150	13.4	PHP 3SPA355TB			
	375	4	3020	380	25	75	50	340	0.5	51	0.5	159	13.7	PHP 3SPA375TB			
	400	4	3020	405.5	25	75	50	365	-	51	1.0	150	15.9	PHP 3SPA400TB			
	425	4	3020	430	25	75	50	390	-	51	1.0	159	15.3	PHP 3SPA425TB			
	450	4	3020	455.5	25	75	50	415	-	51	1.0	150	19.3	PHP 3SPA450TB			
	475	4	3020	480	25	75	50	400	-	51	1.0	159	18.09	PHP 3SPA475TB			
	500	4	3020	505.5	25	75	50	465	-	51	1.0	150	22.6	PHP 3SPA500TB			
	530	4	3020	535	25	75	50	495	-	51	1.0	159	20.63	PHP 3SPA530TB			
560	4	3020	565.5	25	75	50	525	-	51	1.0	150	23.5	PHP 3SPA560TB				
630	4	3020	635.5	25	75	50	595	-	51	1.0	150	27.5	PHP 3SPA630TB				
745	4	3535	750	35	90	50	710	19.5	89	19.5	175	36.4	PHP 3SPA745TB				
800	4	3535	805.5	35	90	50	765	19.5	89	19.5	170	40.8	PHP 3SPA800TB				
900	4	3535	905	35	90	50	865	19.5	89	19.5	175	47	PHP 3SPA900TB				
1000	4	3535	1005.5	35	90	50	965	19.5	89	19.5	178	50.0	PHP 3SPA1000TB				
SPA	4	71	8	1108	76	9	28	65	40	43	22	-	-	1.47	PHP 4SPA71TB		
		80	8	1210	85	11	32	65	49	40	25	-	-	1.05	PHP 4SPA80TB		
		90	6	1615	95.5	14	42	65	64	27.0	38	-	-	1.2	PHP 4SPA90TB		
		95	6	1615	100.5	14	42	65	64	27.0	38	-	-	1.4	PHP 4SPA95TB		
		100	2	1615	105.5	14	42	65	70	-	38	27.0	-	1.6	PHP 4SPA100TB		
		106	6	2012	111.5	14	50	65	76	33.0	32	-	-	1.7	PHP 4SPA106TB		
		112	6	2012	117.5	14	50	65	80	33.0	32	-	-	2.0	PHP 4SPA112TB		
		118	2	2012	123.5	14	50	65	86	-	32	33.0	-	2.3	PHP 4SPA118TB		
		125	2	2012	130.5	14	50	65	92	-	32	33.0	-	2.7	PHP 4SPA125TB		
		132	2	2517	137.5	16	60	65	98	-	45	20.0	-	2.9	PHP 4SPA132TB		
	140	2	2517	145.5	16	60	65	106	-	45	20.0	-	3.5	PHP 4SPA140TB			
	150	2	2517	155.5	16	60	65	116	-	45	20.0	-	4.2	PHP 4SPA150TB			
	160	2	2517	165.5	16	60	65	126	-	45	20.0	-	5.1	PHP 4SPA160TB			
	170	2	2517	175.5	16	60	65	138	-	45	20.0	-	6.0	PHP 4SPA170TB			
	180	2	2517	185.5	16	60	65	146	-	45	20.0	-	6.9	PHP 4SPA180TB			
	190	2	2517	195.5	25	60	65	158	-	45	20.0	-	7.2	PHP 4SPA190TB			
	200	2	3020	205.5	25	75	65	165	-	51	14.0	-	8.4	PHP 4SPA200TB			
	212	2	3020	217.5	25	75	65	177	-	51	14.0	-	9.9	PHP 4SPA212TB			
	224	2	3020	229.5	25	75	65	189	-	51	14.0	-	11.4	PHP 4SPA224TB			
	236	6	3020	241	25	75	-	65	202	51	14	159	9.85	PHP 4SPA236TB			
250	5	3020	255.5	25	75	65	215	7.0	51	7.0	150	10.5	PHP 4SPA250TB				
265	5	3020	270	25	75	65	215	7	51	7	159	9.95	PHP 4SPA265TB				
280	5	3020	285.5	25	75	65	245	7.0	51	7.0	150	11.6	PHP 4SPA280TB				
290	5	3020	295	25	75	65	245	7	51	7	159	11.4	PHP 4SPA290TB				
300	5	3020	305	25	75	65	265	7	51	7	159	12.25	PHP 4SPA300TB				
315	5	3020	320.5	25	75	65	280	7.0	51	7.0	150	13.8	PHP 4SPA315TB				
335	5	3020	340	25	75	65	300	7	51	7	159	13.5	PHP 4SPA335TB				

¹⁾ Mass does not include bushings.
Non-functional dimensions may vary slightly.

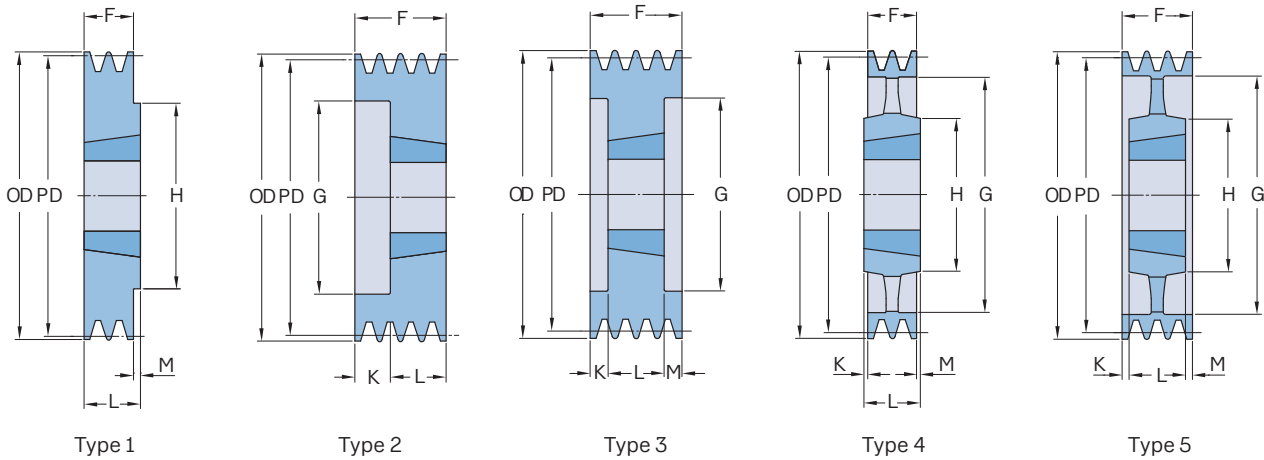
Wedge belt pulleys
SPA taper bushed



Section	Number of grooves	Pitch diameter PCD	Pulley type	Bushing number	Dimensions		Max.	F	G	K	L	M	H	Mass ¹⁾	Designation	
					Outer diameter OD	B Min.										
mm															kg	-
SPA	4	355	5	3020	360.5	25	75	65	320	7.0	51	7.0	150	15.8	PHP 4SPA355TB	
		375	5	3020	380	25	75	65	340	7	51	7	159	15.3	PHP 4SPA375TB	
		400	5	3020	405.5	25	75	65	365	7.0	51	7.0	150	17.7	PHP 4SPA400TB	
		425	5	3020	430	25	75	65	390	7	51	7	159	18.47	PHP 4SPA425TB	
		450	5	3020	455.5	25	75	65	415	7.0	51	7.0	150	23.2	PHP 4SPA450TB	
		475	5	3020	480	25	75	65	440	7	51	7	159	20.84	PHP 4SPA475TB	
		500	5	3020	505.5	25	75	65	465	7.0	51	7.0	150	27.4	PHP 4SPA500TB	
		560	4	3535	565.5	35	90	65	525	12.0	89	12.0	170	30.5	PHP 4SPA560TB	
		630	4	3535	635.5	35	90	65	595	12.0	89	12.0	170	34.1	PHP 4SPA630TB	
		745	4	3535	750	35	90	65	710	12	89	12	175	41.45	PHP 4SPA745TB	
		800	4	3535	805.5	35	90	65	765	12.0	89	12.0	170	50.8	PHP 4SPA800TB	
		900	4	3535	905	35	90	65	865	12	89	12	175	51	PHP 4SPA900TB	
		1000	4	4040	1005.5	40	100	65	965	18.5	102	18.5	216	62.0	PHP 4SPA1000TB	
	SPA	5	90	8	1615	95	14	42	80	58	42	38	-	-	1.51	PHP 5SPA90TB
			100	2	1615	105.5	14	42	80	70	-	38	42.0	-	1.9	PHP 5SPA100TB
			106	6	2012	111.5	14	50	80	76	48.0	32	-	-	2.1	PHP 5SPA106TB
112			6	2012	117.5	14	50	80	80	48.0	32	-	-	2.4	PHP 5SPA112TB	
118			2	2012	123.5	14	50	80	86	-	32	48.0	-	2.7	PHP 5SPA118TB	
125			3	2012	130.5	14	50	80	92	24.0	32	24.0	-	3.1	PHP 5SPA125TB	
132			3	2517	137.5	16	60	80	98	17.5	45	17.5	-	3.2	PHP 5SPA132TB	
140			3	2517	145.5	16	60	80	106	17.5	45	17.5	-	3.9	PHP 5SPA140TB	
150			3	2517	155.5	16	60	80	116	17.5	45	17.5	-	4.7	PHP 5SPA150TB	
160			3	2517	165.5	16	60	80	126	17.5	45	17.5	-	5.6	PHP 5SPA160TB	
170		3	2517	175.5	16	60	80	146	17.5	45	17.5	-	6.2	PHP 5SPA170TB		
180		3	3020	185.5	25	75	80	165	14.5	51	14.5	-	6.8	PHP 5SPA180TB		
190		2	3020	195.5	25	75	80	189	-	51	29.0	-	7.4	PHP 5SPA190TB		
200		3	3020	205.5	25	75	80	215	14.5	51	14.5	-	9.1	PHP 5SPA200TB		
212		2	3020	217.5	25	75	80	245	-	51	29.0	-	10.7	PHP 5SPA212TB		
224		2	3020	229.5	25	75	80	280	-	51	29.0	-	12.3	PHP 5SPA224TB		
250		7	3020	255.5	25	75	80	215	14.5	51	14.5	150	11.7	PHP 5SPA250TB		
280		4	3535	285.5	35	90	80	245	4.5	89	4.5	170	17.4	PHP 5SPA280TB		
315		4	3535	320.5	35	90	80	280	4.5	89	4.5	170	20.0	PHP 5SPA315TB		
236		2	3020	241	25	75	80	202	-	51	29	-	13.6	PHP 5SPA236TB		
265		6	3020	270	25	75	80	230	14.5	51	14.5	159	13.2	PHP 5SPA265TB		
300		4	3535	305	35	90	80	265	4.5	89	4.5	175	17.12	PHP 5SPA300TB		
335		4	3535	340	35	90	80	300	4.5	89	4.5	175	19.31	PHP 5SPA335TB		
355		4	3535	360.5	35	90	80	320	4.5	89	4.5	170	22.8	PHP 5SPA355TB		
375		4	3535	380	35	90	80	340	4.5	89	4.5	175	22	PHP 5SPA375TB		
400		4	3535	405.5	35	90	80	365	4.5	89	4.5	170	24.8	PHP 5SPA400TB		
425		4	3535	430	35	90	80	390	4.5	89	4.5	175	23	PHP 5SPA425TB		
450		4	3535	455.5	35	90	80	415	4.5	89	4.5	170	28.5	PHP 5SPA450TB		
475		4	3535	480	35	90	80	440	4.5	89	4.5	175	27.7	PHP 5SPA475TB		
500		4	3535	505.5	35	90	80	465	4.5	89	4.5	170	31.7	PHP 5SPA500TB		
530		4	3535	535	35	90	80	495	4.5	89	4.5	175	31.2	PHP 5SPA530TB		
560		4	3535	565.5	35	90	80	525	4.5	89	4.5	170	35.0	PHP 5SPA560TB		
630	4	3535	635.5	35	90	80	595	4.5	89	4.5	170	42.0	PHP 5SPA630TB			
745	4	4040	750	40	100	80	710	11	102	11	210	46.7	PHP 5SPA745TB			
800	4	4040	805.5	40	100	80	765	11.0	102	11.0	216	60.0	PHP 5SPA800TB			
900	4	4040	905	40	100	80	865	11	102	11	210	64	PHP 5SPA900TB			
1000	4	4545	1005.5	55	120	80	965	17.0	114	17.0	225	70.0	PHP 5SPA1000TB			
SPA	6	100	3	1610	105.5	14	42	95	70	30.0	38	40.0	-	2.2	PHP 6SPA100TB	
		106	6	2012	111.5	14	50	95	76	63.0	32	-	-	2.5	PHP 6SPA106TB	
		112	6	2012	117.5	14	50	95	80	63.0	32	-	-	2.8	PHP 6SPA112TB	

¹⁾ Mass does not include bushings.
Non-functional dimensions may vary slightly.

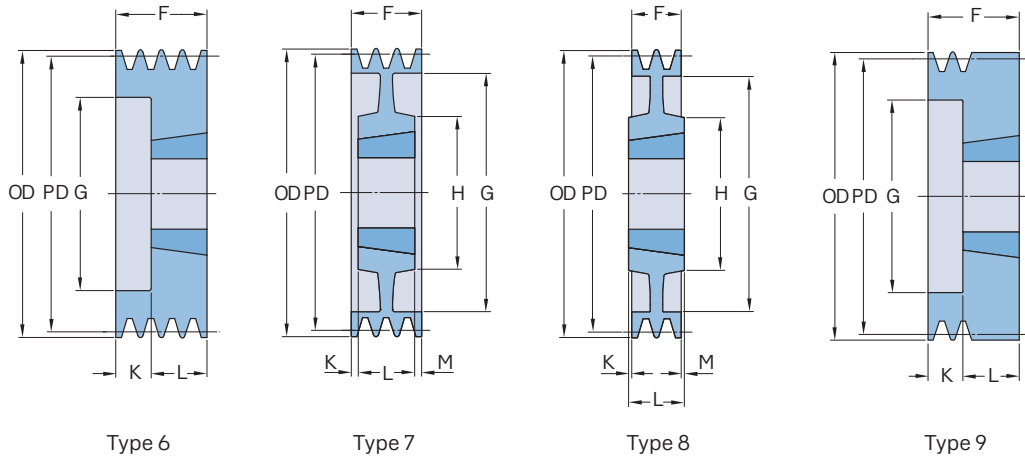
Wedge belt pulleys
SPA taper bushed | SPB taper bushed



Section	Number of grooves	Pitch diameter PCD	Pulley type	Bushing number	Dimensions		F	G	K	L	M	H	Mass ¹⁾	Designation	
					Outer diameter OD	B Min.									
mm													kg	-	
SPA	6	118	6	2012	123.5	14	50	95	86	63.0	32	-	-	3.1	PHP 6SPA118TB
		125	3	2012	130.5	14	50	95	92	31.5	32	31.5	-	3.7	PHP 6SPA125TB
		132	3	2517	137.5	16	60	95	98	25.0	45	25.0	-	3.6	PHP 6SPA132TB
		140	3	2517	145.5	16	60	95	106	25.0	45	25.0	-	4.5	PHP 6SPA140TB
		150	3	2517	155.5	16	60	95	116	25.0	45	25.0	-	5.3	PHP 6SPA150TB
		160	3	2517	165.5	16	60	95	126	25.0	45	25.0	-	6.3	PHP 6SPA160TB
		170	3	3020	175.5	25	75	95	135	22.0	51	22.0	-	6.3	PHP 6SPA170TB
		180	3	3020	185.5	25	75	95	146	22.0	51	22.0	-	7.5	PHP 6SPA180TB
		190	3	3020	195.5	25	75	95	155	22.0	51	22.0	-	8.6	PHP 6SPA190TB
		200	3	3020	205.5	25	75	95	165	22.0	51	22.0	-	9.9	PHP 6SPA200TB
		212	3	3020	217.5	25	75	95	177	22.0	51	22.0	-	11.6	PHP 6SPA212TB
		224	3	3020	229.5	25	75	95	189	22.0	51	22.0	-	13.2	PHP 6SPA224TB
		236	3	3020	241	25	75	95	202	22	51	22	-	14.5	PHP 6SPA236TB
		250	7	3020	255.5	25	75	95	215	22.0	51	22.0	150	12.5	PHP 6SPA250TB
		265	6	3535	270	35	90	95	230	3	89	3	175	18.2	PHP 6SPA265TB
		280	5	3535	285.5	35	90	95	245	3.0	89	3.0	170	19.0	PHP 6SPA280TB
		300	5	3535	305	35	90	95	265	3	89	3	175	18.7	PHP 6SPA300TB
		315	5	3535	320.5	35	90	95	280	3.0	89	3.0	170	21.1	PHP 6SPA315TB
		335	5	3535	340	35	90	95	300	3	89	3	175	20.95	PHP 6SPA335TB
		355	5	3535	360.5	35	90	95	320	3.0	89	3.0	170	23.5	PHP 6SPA355TB
		375	5	3535	380	35	90	95	340	3	89	3	175	23.55	PHP 6SPA375TB
		400	5	3535	405.5	35	90	95	365	3.0	89	3.0	170	26.0	PHP 6SPA400TB
		425	5	3535	430	35	90	95	390	3	89	3	175	26.2	PHP 6SPA425TB
		450	5	3535	455.5	35	90	95	415	3.0	89	3.0	170	30.0	PHP 6SPA450TB
		500	5	3535	505.5	35	90	95	465	3.0	89	3.0	170	34.0	PHP 6SPA500TB
		560	5	3535	565.5	35	90	95	525	3.0	89	3.0	170	39.0	PHP 6SPA560TB
		630	4	4040	635.5	40	100	95	595	3.5	102	3.5	216	53.5	PHP 6SPA630TB
		800	4	4040	805.5	40	100	95	765	3.5	102	3.5	216	70.0	PHP 6SPA800TB
		900	4	4040	905	40	100	95	865	3.5	102	3.5	210	65.7	PHP 6SPA900TB
		1000	4	4545	1005.5	55	120	95	965	9.5	114	9.5	225	85.5	PHP 6SPA1000TB
SPB	1	80	1	1108	87	9	28	25	-	-	25	-	-	0.55	PHP 1SPB80TB
		90	1	1210	97	11	32	25	-	-	25	-	-	0.65	PHP 1SPB90TB
		100	1	1610	107.0	14	42	25	-	-	25	-	-	0.8	PHP 1SPB100TB
		106	1	1610	113.0	14	42	25	-	-	25	-	-	1.0	PHP 1SPB106TB
		112	1	1610	119.0	14	42	25	-	-	25	-	-	1.2	PHP 1SPB112TB
		118	1	1610	125.0	14	42	25	-	-	25	-	-	1.5	PHP 1SPB118TB
		125	1	1610	132.0	14	42	25	-	-	25	-	-	1.5	PHP 1SPB125TB
		132	1	1610	139.0	14	42	25	-	-	25	-	-	1.8	PHP 1SPB132TB
		140	1	1610	147.0	14	42	25	-	-	25	-	-	2.1	PHP 1SPB140TB
		150	1	1610	157.0	14	42	25	-	-	25	-	-	2.5	PHP 1SPB150TB
		160	1	1610	167.0	14	42	25	-	-	25	-	-	2.9	PHP 1SPB160TB
		170	1	1610	177.0	14	42	25	-	-	25	-	-	3.0	PHP 1SPB170TB
		180	7	1610	187.0	14	42	25	137	-	25	-	80	3.8	PHP 1SPB180TB
		190	8	2012	197.0	14	50	25	147	3.5	32	3.5	100	4.4	PHP 1SPB190TB
		200	4	2012	207.0	14	50	25	157	3.5	32	3.5	104	4.0	PHP 1SPB200TB
		212	4	2012	219.0	14	50	25	169	3.5	32	3.5	104	5.2	PHP 1SPB212TB
		224	4	2012	231.0	14	50	25	181	3.5	32	3.5	104	5.2	PHP 1SPB224TB
		236	4	2012	243.0	14	50	25	193	3.5	32	3.5	104	5.4	PHP 1SPB236TB
		250	4	2012	257.0	14	50	25	207	3.5	32	3.5	104	6.2	PHP 1SPB250TB
		265	4	2012	272	14	50	25	222	3.5	32	3.5	104	4.7	PHP 1SPB265TB
		280	4	2012	287.0	14	50	25	237	3.5	32	3.5	104	6.5	PHP 1SPB280TB
		300	4	2012	307.0	14	50	25	258	3.5	32	3.5	104	7.0	PHP 1SPB300TB
		315	4	2012	322.0	14	50	25	272	3.5	32	3.5	100	7.5	PHP 1SPB315TB
		335	4	2517	342.0	16	60	25	288	10.0	45	10.0	125	8.5	PHP 1SPB335TB

¹⁾ Mass does not include bushings.
Non-functional dimensions may vary slightly.

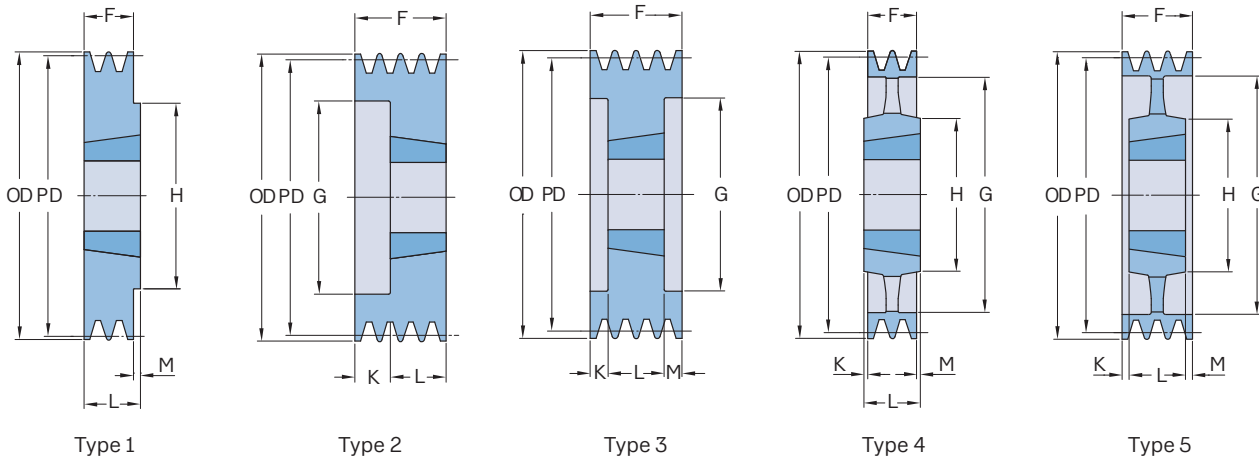
Wedge belt pulleys
SPB taper bushed



Section	Number of grooves	Pitch diameter PCD	Pulley type	Bushing number	Dimensions		Max.	F	G	K	L	M	H	Mass ¹⁾	Designation	
					Outer diameter OD	B Min.										
mm															kg	-
SPB	1	355	4	3020	362.0	25	75	25	312	13.0	51	13.0	146	9.5	PHP 1SPB355TB	
		375	4	3020	382	25	75	25	332	13	51	13	150	10	PHP 1SPB375TB	
		400	4	3020	407.0	25	75	25	357	13.0	51	13.0	146	11.0	PHP 1SPB400TB	
		425	4	3020	432	25	75	25	382	13	51	13	150	11	PHP 1SPB425TB	
		450	4	3020	457.0	25	75	25	407	13.0	51	13.0	150	12.3	PHP 1SPB450TB	
		475	4	3020	482	25	75	25	432	13	51	13	150	12.5	PHP 1SPB475TB	
		500	4	3020	507.0	25	75	25	457	13.0	51	13.0	150	14.6	PHP 1SPB500TB	
		560	4	3020	567.0	25	75	25	517	13.0	51	13.0	150	18.5	PHP 1SPB560TB	
		630	4	3020	637.0	25	75	25	587	13.0	51	13.0	150	20.5	PHP 1SPB630TB	
		SPB	2	80	8	1108	87	9	28	44	42	22	22	-	-	0.86
90	8			1210	97	11	32	44	52	19	25	-	-	0.92	PHP 2SPB90TB	
100	6			1610	107.0	14	42	44	62	19.0	25	-	-	1.3	PHP 2SPB100TB	
106	6			1610	113.0	14	42	44	67	19.0	25	-	-	1.5	PHP 2SPB106TB	
112	6			1610	119.0	14	42	44	72	19.0	25	-	-	1.5	PHP 2SPB112TB	
118	2			1610	125.0	14	42	44	78	-	25	19.0	-	1.7	PHP 2SPB118TB	
125	2			2012	132.0	14	50	44	82	-	32	12.0	-	2.0	PHP 2SPB125TB	
132	2			2012	139.0	14	50	44	89	-	32	12.0	-	2.4	PHP 2SPB132TB	
140	2			2012	147.0	14	50	44	97	-	32	12.0	-	2.8	PHP 2SPB140TB	
150	2			2012	157.0	14	50	44	107	-	32	12.0	-	3.3	PHP 2SPB150TB	
160	2			2012	167.0	14	50	44	117	-	32	12.0	-	4.0	PHP 2SPB160TB	
170	2			2012	177.0	14	50	44	127	-	32	12.0	-	4.4	PHP 2SPB170TB	
180	1			2517	187.0	16	60	44	-	-	45	1.0	120	5.5	PHP 2SPB180TB	
190	1			2517	197.0	16	60	44	-	-	45	1.0	120	6.5	PHP 2SPB190TB	
200	1			2517	207.0	16	60	44	-	-	45	1.0	120	7.5	PHP 2SPB200TB	
212	8			2517	219.0	16	60	44	169	-	45	1.0	120	7.0	PHP 2SPB212TB	
224	4			2517	231.0	16	60	44	181	-	45	1.0	120	7.7	PHP 2SPB224TB	
236	4			2517	243.0	16	60	44	193	-	45	1.0	120	8.3	PHP 2SPB236TB	
250	4			2517	257.0	16	60	44	207	-	45	1.0	120	8.6	PHP 2SPB250TB	
265	4			2517	272	16	60	44	222	-	45	1	125	7.5	PHP 2SPB265TB	
280	4			2517	287.0	16	60	44	237	-	45	1.0	120	10.1	PHP 2SPB280TB	
290	4			2517	297	16	60	44	247	-	45	1	125	8.3	PHP 2SPB290TB	
300	4			2517	307.0	16	60	44	257	-	45	1.0	120	11.0	PHP 2SPB300TB	
315	4			2517	322.0	16	60	44	272	-	45	1.0	120	12.2	PHP 2SPB315TB	
335	4			2517	342.0	16	60	44	292	-	45	1.0	120	14.0	PHP 2SPB335TB	
355	4			3020	362.0	25	75	44	312	3.5	51	3.5	120	15.9	PHP 2SPB355TB	
375	4			3020	382	25	75	44	332	3.5	51	3.5	144	11.45	PHP 2SPB375TB	
400	4			3020	407.0	25	75	44	357	3.5	51	3.5	150	18.3	PHP 2SPB400TB	
425	4			3020	432	25	75	44	382	3.5	51	3.5	150	14.3	PHP 2SPB425TB	
450	4			3020	457.0	25	75	44	407	3.5	51	3.5	150	16.3	PHP 2SPB450TB	
475	4	3020	482	25	75	44	432	3.5	51	3.5	150	17.05	PHP 2SPB475TB			
500	4	3020	507.0	25	75	44	457	3.5	51	3.5	150	18.6	PHP 2SPB500TB			
530	4	3020	537	25	75	44	487	3.5	51	3.5	150	17.82	PHP 2SPB530TB			
560	4	3030	567.0	35	75	44	517	4.0	76	28.0	150	22.5	PHP 2SPB560TB			
630	4	3030	637.0	35	75	44	587	16.0	76	-	150	25.5	PHP 2SPB630TB			
710	4	3030	717	25	75	44	664	16	76	16	150	30.45	PHP 2SPB710TB			
800	4	3030	807	25	75	44	754	16	76	16	150	34.4	PHP 2SPB800TB			
SPB	3	80	8	1108	87	9	28	63	40	41	22	-	-	1.2	PHP 3SPB80TB	
		90	8	1210	97	11	32	63	50	38	25	-	-	1.4	PHP 3SPB90TB	
		100	6	1610	107.0	14	42	63	62	38.0	25	-	-	0.9	PHP 3SPB100TB	
		106	6	1610	113.0	14	42	63	67	38.0	25	-	-	2.0	PHP 3SPB106TB	
		112	6	1610	119.0	14	42	63	72	38.0	25	-	-	2.0	PHP 3SPB112TB	
		118	2	1610	125.0	14	42	63	78	-	25	38.0	-	2.3	PHP 3SPB118TB	
		125	2	2012	132.0	14	50	63	82	-	32	31.0	-	2.5	PHP 3SPB125TB	

¹⁾ Mass does not include bushings.
Non-functional dimensions may vary slightly.

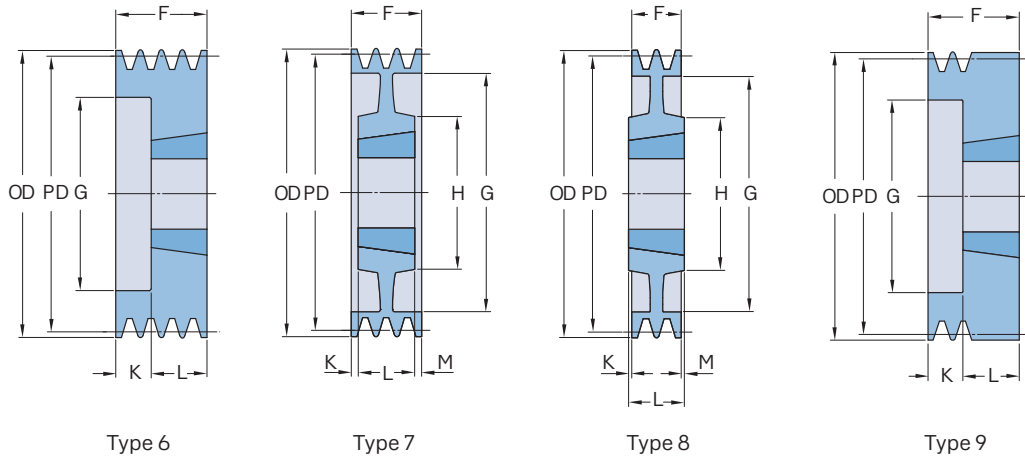
Wedge belt pulleys
SPB taper bushed



Section	Number of grooves	Pitch diameter PCD	Pulley type	Bushing number	Dimensions								Mass ¹⁾	Designation	
					Outer diameter OD	B Min.	Max.	F	G	K	L	M			H
		mm			mm								kg	-	
SPB	3	132	2	2012	139.0	14	50	63	89	-	32	31.0	-	3.1	PHP 3SPB132TB
		140	2	2012	147.0	14	50	63	97	-	32	31.0	-	3.5	PHP 3SPB140TB
		150	2	2517	157.0	16	60	63	107	-	45	18.0	-	4.0	PHP 3SPB150TB
		160	2	2517	167.0	16	60	63	117	-	45	18.0	-	4.9	PHP 3SPB160TB
		170	2	2517	177.0	16	60	63	127	-	45	18.0	-	5.7	PHP 3SPB170TB
		180	2	2517	187.0	16	60	63	137	-	45	18.0	-	6.7	PHP 3SPB180TB
		190	2	2517	197.0	16	60	63	147	-	45	18.0	-	7.6	PHP 3SPB190TB
		200	2	2517	207.0	16	60	63	157	-	45	18.0	-	8.9	PHP 3SPB200TB
		212	7	2517	219.0	16	60	63	169	-	45	18.0	120	8.2	PHP 3SPB212TB
		224	4	2517	231.0	16	60	63	181	-	45	18.0	120	9.1	PHP 3SPB224TB
		236	4	2517	243.0	16	60	63	193	-	45	18.0	120	9.8	PHP 3SPB236TB
		250	4	3020	257.0	25	75	63	207	-	51	12.0	150	11.2	PHP 3SPB250TB
		265	5	3020	272	25	75	63	222	-	51	12	144	10.25	PHP 3SPB265TB
		280	4	3020	287.0	25	75	63	237	6.0	51	6.0	150	12.0	PHP 3SPB280TB
		290	5	3020	297	25	75	63	247	6	51	6	144	11.34	PHP 3SPB290TB
		300	4	3020	307.0	25	75	63	257	6.0	51	6.0	150	13.5	PHP 3SPB300TB
		315	4	3020	322.0	25	75	63	272	6.0	51	6.0	150	14.2	PHP 3SPB315TB
		335	4	3020	342.0	25	75	63	292	6.0	51	6.0	150	16.0	PHP 3SPB335TB
		355	4	3020	362.0	25	75	63	312	6.0	51	6.0	150	17.7	PHP 3SPB355TB
		375	4	3535	382	35	90	63	332	13	89	13	175	20.17	PHP 3SPB375TB
		400	4	3535	407.0	35	90	63	357	13.0	89	13.0	170	25.0	PHP 3SPB400TB
		425	4	3535	432	35	90	63	382	-	89	26	175	23.07	PHP 3SPB425TB
		450	4	3535	457.0	35	90	63	407	-	89	26.0	170	26.3	PHP 3SPB450TB
		475	4	3535	482	35	90	63	432	-	89	26	175	25.2	PHP 3SPB475TB
		500	4	3535	507.0	35	90	63	457	-	89	26.0	170	29.9	PHP 3SPB500TB
		530	4	3535	537	35	90	63	487	-	89	26	175	29	PHP 3SPB530TB
		560	4	3535	567.0	35	90	63	517	-	89	26.0	170	37.2	PHP 3SPB560TB
		600	4	3535	607	35	90	63	557	-	89	26	175	35	PHP 3SPB600TB
630	4	3535	637.0	35	90	63	587	-	89	26.0	170	41.0	PHP 3SPB630TB		
710	4	3535	717.0	35	90	63	664	13.0	89	13.0	170	48.0	PHP 3SPB710TB		
800	4	3535	807.0	35	90	63	754	13.0	89	13.0	170	55.0	PHP 3SPB800TB		
900	4	3535	907.0	35	90	63	854	13.0	89	13.0	170	64.1	PHP 3SPB900TB		
1000	4	4040	1007.0	40	100	63	954	20.0	102	20.0	210	72.0	PHP 3SPB1000TB		
1120	4	4040	1127	40	100	63	1074	19.5	102	19.5	210	71	PHP 3SPB1120TB		
1250	4	4040	1257.0	40	100	63	1204	20.0	102	20.0	210	140.0	PHP 3SPB1250TB		
SPB	4	90	8	1210	97	11	32	82	50	57	25	-	1.82	PHP 4SPB90TB	
		100	3	1610	107.0	14	42	82	58	29.0	25	29.0	-	2.4	PHP 4SPB100TB
		106	3	1610	113.0	14	42	82	65	29.0	25	29.0	-	2.3	PHP 4SPB106TB
		112	3	1610	119.0	14	42	82	65	29.0	25	29.0	-	2.8	PHP 4SPB112TB
		118	3	1610	125.0	14	42	82	71	29.0	25	29.0	-	3.3	PHP 4SPB118TB
		125	3	2012	132.0	14	50	82	82	25.0	32	25.0	-	3.0	PHP 4SPB125TB
		132	3	2012	139.0	14	50	82	89	25.0	32	25.0	-	3.8	PHP 4SPB132TB
		140	3	2517	147.0	16	60	82	97	18.5	45	18.5	-	4.0	PHP 4SPB140TB
		150	3	2517	157.0	16	60	82	107	18.5	45	18.5	-	4.9	PHP 4SPB150TB
		160	3	2517	167.0	16	60	82	117	18.5	45	18.5	-	5.8	PHP 4SPB160TB
		170	3	2517	177.0	16	60	82	127	18.5	45	18.5	-	6.6	PHP 4SPB170TB
		180	3	2517	187.0	16	60	82	137	18.5	45	18.5	-	7.7	PHP 4SPB180TB
		190	3	2517	197.0	16	60	82	147	18.5	45	18.5	-	8.6	PHP 4SPB190TB
		200	3	3020	207.0	25	75	82	157	15.5	51	15.5	-	9.3	PHP 4SPB200TB
		212	3	3020	219.0	25	75	82	169	15.5	51	15.5	-	10.9	PHP 4SPB212TB
		224	3	3020	231.0	25	75	82	181	15.5	51	15.5	-	12.4	PHP 4SPB224TB
		236	3	3020	243.0	25	75	82	193	15.5	51	15.5	-	14.1	PHP 4SPB236TB
		250	5	3020	257.0	25	75	82	207	15.5	51	15.5	150	12.7	PHP 4SPB250TB
		265	5	3020	272	25	75	82	222	15.5	51	15.5	144	12.2	PHP 4SPB265TB

¹⁾ Mass does not include bushings.
Non-functional dimensions may vary slightly.

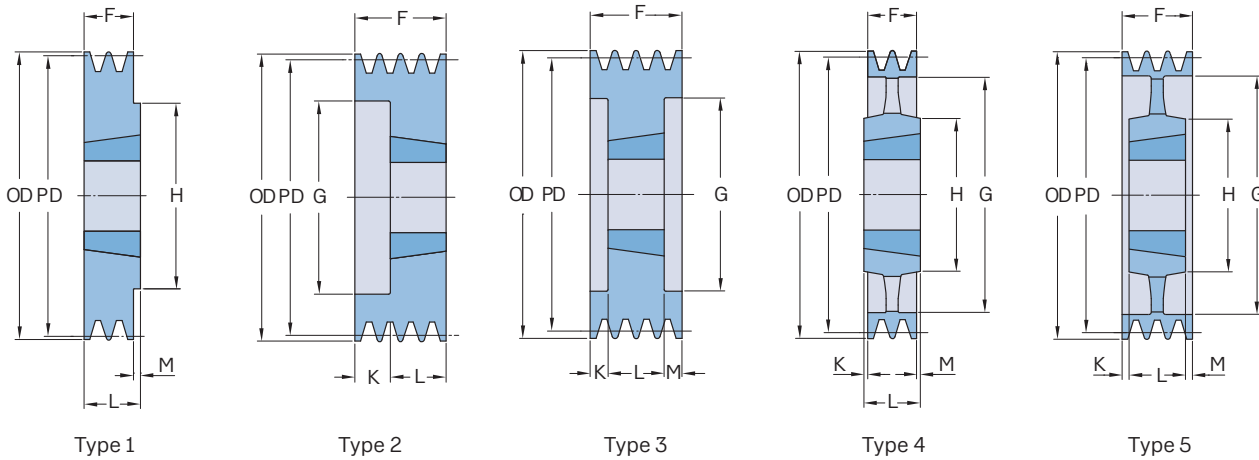
Wedge belt pulleys
SPB taper bushed



Section	Number of grooves	Pitch diameter PCD	Pulley type	Bushing number	Dimensions		Max.	F	G	K	L	M	H	Mass ¹⁾	Designation	
					Outer diameter OD	B Min.										
mm															kg	-
SPB	4	280	5	3020	287.0	25	75	82	237	15.5	51	15.5	150	13.8	PHP 4SPB280TB	
		290	5	3020	297	25	75	82	247	15.5	51	15.5	144	13.32	PHP 4SPB290TB	
		300	4	3535	307.0	35	90	82	257	-	89	7.0	150	20.5	PHP 4SPB300TB	
		315	4	3535	322.0	35	90	82	272	3.5	89	3.5	170	20.6	PHP 4SPB315TB	
		335	4	3535	342.0	35	90	82	292	3.5	89	3.5	170	22.0	PHP 4SPB335TB	
		355	4	3535	362.0	35	90	82	312	3.5	89	3.5	170	23.2	PHP 4SPB355TB	
		375	4	3535	382	35	90	82	332	3.5	89	3.5	175	23.05	PHP 4SPB375TB	
		400	4	3535	407.0	35	90	82	357	3.5	89	3.5	170	26.5	PHP 4SPB400TB	
		425	4	3535	432	35	90	82	382	-	89	7	175	26.26	PHP 4SPB425TB	
		450	4	3535	457.0	35	90	82	407	-	89	7.0	170	29.7	PHP 4SPB450TB	
		475	4	3535	482	35	90	82	432	-	89	7	175	29.74	PHP 4SPB475TB	
		500	4	3535	507.0	35	90	82	457	-	89	7.0	170	34.7	PHP 4SPB500TB	
		530	4	3535	537	35	90	82	487	-	89	7	175	31	PHP 4SPB530TB	
		560	4	3535	567.0	35	90	82	517	-	89	7.0	170	39.0	PHP 4SPB560TB	
		600	4	3535	607	35	90	82	557	-	89	7	175	40.1	PHP 4SPB600TB	
		630	4	3535	637.0	35	90	82	587	-	89	7.0	170	44.5	PHP 4SPB630TB	
		710	4	3535	717.0	35	90	82	664	3.5	89	3.5	187	50.5	PHP 4SPB710TB	
		800	4	4040	807.0	40	100	82	754	10.0	102	10.0	200	60.5	PHP 4SPB800TB	
		900	4	4040	907.0	40	100	82	854	10.0	102	10.0	216	70.0	PHP 4SPB900TB	
		1000	4	4040	1007.0	40	100	82	954	10.0	102	10.0	216	76.5	PHP 4SPB1000TB	
1120	4	4040	1127	40	100	82	1074	10	102	10	210	98.8	PHP 4SPB1120TB			
1250	4	4545	1257.0	55	110	82	1204	16.0	114	16.0	225	162.0	PHP 4SPB1250TB			
SPB	5	100	8	1615	107	14	42	101	60	63	38	-	-	2.8	PHP 5SPB100TB	
		118	8	1615	125	14	42	101	78	63	38	-	-	3.88	PHP 5SPB118TB	
		125	6	2012	132.0	14	50	101	87	69.0	32	-	-	3.6	PHP 5SPB125TB	
		132	6	2517	139.0	16	60	101	94	56.0	45	-	-	3.8	PHP 5SPB132TB	
		140	3	2517	147.0	16	60	101	97	28.0	45	28.0	-	4.2	PHP 5SPB140TB	
		150	3	2517	157.0	16	60	101	107	28.0	45	28.0	-	5.7	PHP 5SPB150TB	
		160	3	2517	167.0	16	60	101	117	28.0	45	28.0	-	6.7	PHP 5SPB160TB	
		170	3	3020	177.0	25	75	101	127	25.0	51	25.0	-	6.7	PHP 5SPB170TB	
		180	3	3020	187.0	25	75	101	137	25.0	51	25.0	-	7.8	PHP 5SPB180TB	
		190	3	3020	197.0	25	75	101	147	25.0	51	25.0	-	9.1	PHP 5SPB190TB	
		200	3	3020	207.0	25	75	101	157	25.0	51	25.0	-	10.3	PHP 5SPB200TB	
		212	3	3020	219.0	25	75	101	169	25.0	51	25.0	-	12.2	PHP 5SPB212TB	
		224	3	3020	231.0	25	75	101	181	25.0	51	25.0	-	13.7	PHP 5SPB224TB	
		236	3	3535	243.0	35	90	101	193	6.0	89	6.0	-	15.9	PHP 5SPB236TB	
		250	3	3535	257.0	35	90	101	207	6.0	89	6.0	-	18.6	PHP 5SPB250TB	
		265	6	3535	272	35	90	101	222	6	89	6	175	21.77	PHP 5SPB265TB	
		280	7	3535	287.0	35	90	101	237	6.0	89	6.0	170	21.4	PHP 5SPB280TB	
		300	5	3535	307.0	35	90	101	257	6.0	89	6.0	170	22.5	PHP 5SPB300TB	
		315	5	3535	322.0	35	90	101	272	6.0	89	6.0	170	22.3	PHP 5SPB315TB	
		335	5	3535	342.0	35	90	101	292	6.0	89	6.0	170	24.0	PHP 5SPB335TB	
		355	4	3535	362.0	35	90	101	312	6.0	89	6.0	170	25.5	PHP 5SPB355TB	
		375	5	3535	382	35	90	101	332	6	89	6	175	24.36	PHP 5SPB375TB	
		400	5	3535	407.0	35	90	101	357	6.0	89	6.0	170	30.2	PHP 5SPB400TB	
		425	5	3535	432	35	90	101	382	6	89	6	175	29.4	PHP 5SPB425TB	
		450	5	3535	457.0	35	90	101	407	-	89	12.0	170	32.8	PHP 5SPB450TB	
		475	5	3535	482	35	90	101	432	-	89	12	175	32.69	PHP 5SPB475TB	
		500	5	3535	507.0	35	90	101	457	-	89	12.0	170	36.7	PHP 5SPB500TB	
		530	5	3535	537.0	35	90	101	487	-	89	12.0	170	39.2	PHP 5SPB530TB	
		560	4	4040	567.0	40	100	101	517	-	102	1.0	200	45.6	PHP 5SPB560TB	
		600	4	4040	607	40	100	101	557	-	102	1	210	47.6	PHP 5SPB600TB	
630	4	4040	637.0	40	100	101	587	-	102	1.0	200	50.0	PHP 5SPB630TB			

¹⁾ Mass does not include bushings.
Non-functional dimensions may vary slightly.

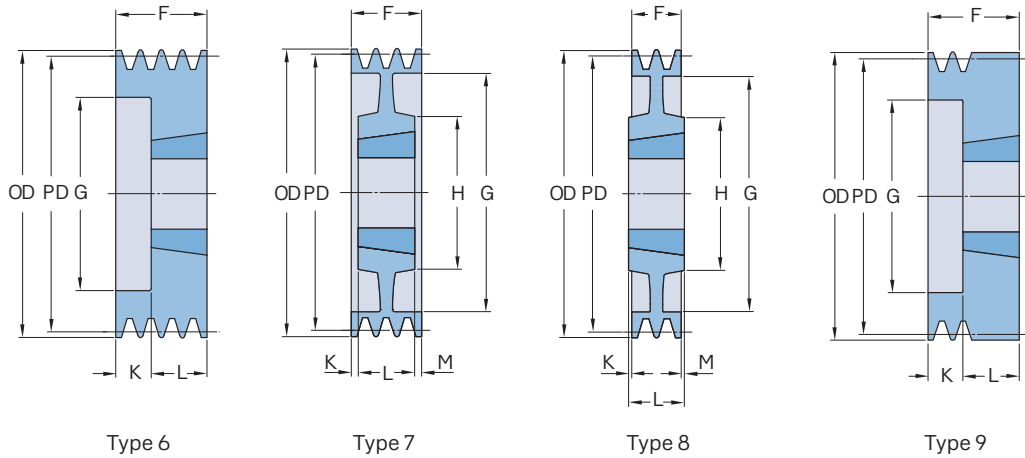
Wedge belt pulleys
SPB taper bushed



Section	Number of grooves	Pitch diameter PCD	Pulley type	Bushing number	Dimensions									Mass ¹⁾	Designation	
					Outer diameter OD		F	G	K	L	M	H				
mm		mm		mm		mm							mm		mm	
						Min.	Max.									
SPB	5	710	4	4040	717.0	40	100	101	664	-	102	1.0	200	63.5	PHP 5SPB710TB	
		800	4	4040	807.0	40	100	101	754	-	102	1.0	200	67.0	PHP 5SPB800TB	
		900	4	4040	907.0	40	100	101	854	-	114	1.0	200	103.0	PHP 5SPB900TB	
		1000	4	4545	1007.0	55	110	101	954	6.5	114	6.5	225	110.0	PHP 5SPB1000TB	
		1120	4	4545	1127	55	110	101	1074	6.5	114	6.5	242	101.31	PHP 5SPB1120TB	
	5	1250	4	4545	1257.0	55	110	101	1204	6.5	114	6.5	225	180.0	PHP 5SPB1250TB	
		1400	4	5040	1407	50	125	101	1354	0.5	102	0.5	267	153	PHP 5SPB1400TB	
		6	100	8	1615	107	14	42	120	60	82	38	-	-	2.57	PHP 6SPB100TB
			118	3	1615	125	14	42	120	78	41	38	41	-	4.22	PHP 6SPB118TB
			125	3	2012	132.0	14	50	120	83	44.0	32	44.0	-	4.2	PHP 6SPB125TB
132	3		2012	139.0	14	50	120	90	44.0	32	44.0	-	4.5	PHP 6SPB132TB		
140	3		2517	147.0	16	60	120	97	37.5	45	37.5	-	4.7	PHP 6SPB140TB		
6	150	3	2517	157.0	16	60	120	107	37.5	45	37.5	-	6.5	PHP 6SPB150TB		
	160	3	3020	167.0	25	75	120	117	34.5	51	34.5	-	5.9	PHP 6SPB160TB		
	170	3	3020	177.0	25	75	120	127	34.5	51	34.5	-	7.6	PHP 6SPB170TB		
	180	3	3020	187.0	25	75	120	137	34.5	51	34.5	-	8.9	PHP 6SPB180TB		
	190	3	3020	197.0	25	75	120	147	34.5	51	34.5	-	10.2	PHP 6SPB190TB		
	200	3	3020	207.0	25	75	120	157	34.5	51	34.5	-	11.7	PHP 6SPB200TB		
	212	3	3535	219.0	35	90	120	169	15.5	89	15.5	-	13.2	PHP 6SPB212TB		
	224	3	3535	231.0	35	90	120	181	15.5	89	15.5	-	15.2	PHP 6SPB224TB		
	236	3	3535	243.0	35	90	120	193	15.5	89	15.5	-	17.6	PHP 6SPB236TB		
	250	3	3535	257.0	35	90	120	207	15.5	89	15.5	-	20.2	PHP 6SPB250TB		
	265	6	3535	272	35	90	120	222	15.5	89	15.5	175	23.65	PHP 6SPB265TB		
	280	7	3535	287.0	35	90	120	237	15.5	89	15.5	191	23.5	PHP 6SPB280TB		
	300	5	3535	307.0	35	90	120	257	15.5	89	15.5	191	24.0	PHP 6SPB300TB		
	315	5	3535	322.0	35	90	120	272	15.5	89	15.5	191	24.1	PHP 6SPB315TB		
	335	5	3535	342.0	35	90	120	292	15.5	89	15.5	191	26.0	PHP 6SPB335TB		
6	355	5	3535	362.0	35	90	120	312	15.5	89	15.5	191	28.3	PHP 6SPB355TB		
	375	5	3535	382	35	90	120	332	15.5	89	15.5	175	28.4	PHP 6SPB375TB		
	400	5	3535	407.0	35	90	120	357	15.5	89	15.5	191	31.8	PHP 6SPB400TB		
	425	5	3535	432	35	90	120	382	15.5	89	15.5	175	31.9	PHP 6SPB425TB		
	450	5	4040	457.0	40	100	120	407	-	102	18.0	191	35.3	PHP 6SPB450TB		
	475	5	4040	482	40	100	120	432	-	102	18	210	40.3	PHP 6SPB475TB		
	500	5	4040	507.0	40	100	120	457	-	102	18.0	191	40.7	PHP 6SPB500TB		
	530	5	4040	537	40	100	120	487	-	102	18	210	46.15	PHP 6SPB530TB		
	560	5	4040	567.0	40	100	120	517	-	102	18.0	191	49.2	PHP 6SPB560TB		
	630	5	4040	637.0	40	100	120	587	-	102	18.0	191	53.5	PHP 6SPB630TB		
	710	5	4040	717.0	40	100	120	664	9.0	102	9.0	240	69.0	PHP 6SPB710TB		
	800	5	4545	807.0	55	110	120	754	3.0	114	3.0	240	84.5	PHP 6SPB800TB		
	900	5	4545	907.0	55	110	120	854	3.0	114	3.0	240	94.5	PHP 6SPB900TB		
	1000	5	4545	1007.0	55	110	120	954	3.0	114	3.0	240	104.0	PHP 6SPB1000TB		
	1250	5	4545	1257.0	55	110	120	1204	3.0	127	3.0	240	210.0	PHP 6SPB1250TB		
1400	4	5050	1407	50	125	120	1354	3.5	127	3.5	267	146.07	PHP 6SPB1400TB			
SPB	8	140	3	2517	147.0	16	60	158	97	56.5	45	56.5	-	6.8	PHP 8SPB140TB	
		150	3	2517	157	16	60	158	107	56.5	45	56.5	-	7.97	PHP 8SPB150TB	
		160	3	3030	167.0	25	75	158	117	53.5	51	53.5	-	8.3	PHP 8SPB160TB	
		170	3	3030	177.0	35	75	158	127	41.0	76	41.0	-	9.5	PHP 8SPB170TB	
		180	3	3030	187.0	35	75	158	137	41.0	76	41.0	-	10.8	PHP 8SPB180TB	
	8	190	3	3030	197.0	35	75	158	147	41.0	76	41.0	-	12.3	PHP 8SPB190TB	
		200	3	3535	207.0	35	90	158	157	34.5	89	34.5	-	13.7	PHP 8SPB200TB	
		212	3	3535	219.0	35	90	158	169	34.5	89	34.5	-	15.8	PHP 8SPB212TB	
		224	3	3535	231.0	35	90	158	181	34.5	89	34.5	-	17.9	PHP 8SPB224TB	
		236	3	3535	243.0	35	90	158	193	34.5	89	34.5	-	20.0	PHP 8SPB236TB	

¹⁾ Mass does not include bushings.
Non-functional dimensions may vary slightly.

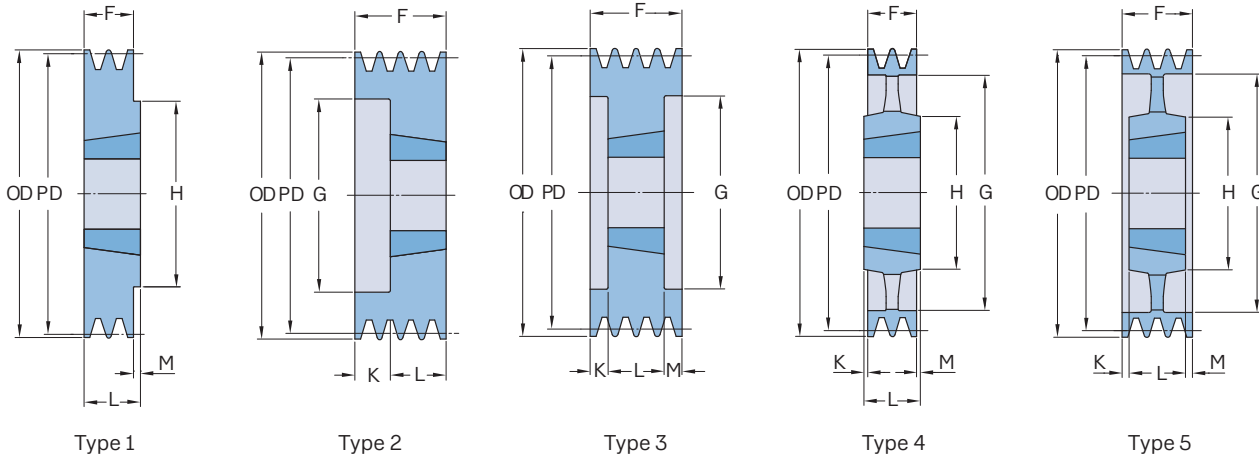
Wedge belt pulleys
SPB taper bushed | SPC taper bushed



Section	Number of grooves	Pitch diameter PCD	Pulley type	Bushing number	Dimensions		Max.	F	G	K	L	M	H	Mass ¹⁾	Designation	
					Outer diameter OD	B Min.										
mm															kg	-
SPB	8	250	3	3535	257.0	35	90	158	207	34.5	89	34.5	-	23.2	PHP 8SPB250TB	
		265	6	3535	272	35	90	158	222	34.5	89	34.5	175	24.25	PHP 8SPB265TB	
		280	7	3535	287.0	35	90	158	237	34.5	89	34.5	-	26.6	PHP 8SPB280TB	
		300	7	3535	307.0	35	90	158	257	34.5	89	34.5	170	27.3	PHP 8SPB300TB	
		315	7	3535	322.0	35	90	158	272	34.5	89	34.5	170	28.0	PHP 8SPB315TB	
		335	7	3535	342.0	35	90	158	292	34.5	89	34.5	170	30.5	PHP 8SPB335TB	
		355	7	3535	362.0	35	90	158	312	34.5	89	34.5	170	31.5	PHP 8SPB355TB	
		375	5	3535	382	35	90	158	332	34.5	89	34.5	175	33.15	PHP 8SPB375TB	
		400	5	4040	407.0	40	100	158	357	28.0	102	28.0	200	43.0	PHP 8SPB400TB	
		425	5	4040	432	40	100	158	382	28	102	28	210	38.12	PHP 8SPB425TB	
		450	5	4040	457.0	40	100	158	407	28.0	102	28.0	200	46.0	PHP 8SPB450TB	
		500	5	4040	507.0	40	100	158	457	28.0	102	28.0	200	52.0	PHP 8SPB500TB	
		530	5	4040	537	40	100	158	487	28	102	28	210	53.04	PHP 8SPB530TB	
		560	5	4545	567.0	55	110	158	517	22.0	114	22.0	225	54.5	PHP 8SPB560TB	
		630	5	4545	637.0	55	110	158	587	22.0	114	22.0	225	67.0	PHP 8SPB630TB	
		710	5	4545	717.0	55	110	158	664	22.0	114	22.0	225	75.5	PHP 8SPB710TB	
		800	5	4545	807.0	55	110	158	754	22.0	114	22.0	225	94.5	PHP 8SPB800TB	
		900	5	4545	907.0	55	110	158	854	22.0	114	22.0	225	113.5	PHP 8SPB900TB	
		1000	5	5050	1007.0	70	125	158	954	15.5	127	15.5	245	121.5	PHP 8SPB1000TB	
		1120	5	5050	1127	50	125	158	1074	15.5	127	15.5	267	145	PHP 8SPB1120TB	
1250	5	5050	1257.0	70	125	158	1204	15.5	127	15.5	245	242.0	PHP 8SPB1250TB			
1400	5	5050	1407	50	125	158	1354	15.5	127	15.5	267	195	PHP 8SPB1400TB			
SPB	10	160	3	3030	167	25	75	196	119	60	76	60	-	9.82	PHP 10SPB160TB	
		170	3	3030	177	25	75	196	127	60	76	60	-	11.88	PHP 10SPB170TB	
		180	3	3030	187	25	75	196	137	60	76	60	-	13.65	PHP 10SPB180TB	
		190	3	3030	197	25	75	196	147	60	76	60	-	15	PHP 10SPB190TB	
		200	3	3535	207	35	90	196	157	53.5	89	53.5	-	17.05	PHP 10SPB200TB	
		212	3	3535	219	35	90	196	169	53.5	89	53.5	-	19.96	PHP 10SPB212TB	
		224	3	3535	231.0	35	90	196	181	53.5	89	53.5	-	20.5	PHP 10SPB224TB	
		236	3	3535	243.0	35	90	196	193	53.5	89	53.5	-	22.6	PHP 10SPB236TB	
		250	3	3535	257.0	35	90	196	207	53.5	89	53.5	-	26.6	PHP 10SPB250TB	
		265	6	3535	272	35	90	196	222	53.5	89	53.5	175	27.6	PHP 10SPB265TB	
		280	6	3535	287.0	35	90	196	237	53.5	89	53.5	-	27.8	PHP 10SPB280TB	
		300	6	3535	307	35	90	196	257	53.5	89	53.5	175	32.97	PHP 10SPB300TB	
		315	7	3535	322.0	35	90	196	272	53.5	89	53.5	170	28.8	PHP 10SPB315TB	
		335	5	4040	342.0	40	100	196	292	47.0	102	47.0	200	32.0	PHP 10SPB335TB	
		355	5	4040	362.0	40	100	196	312	47.0	102	47.0	200	33.5	PHP 10SPB355TB	
		375	5	4040	382	40	100	196	332	47	102	47	210	44.5	PHP 10SPC375TB	
		400	5	4040	407.0	40	100	196	357	47.0	102	47.0	200	36.0	PHP 10SPB400TB	
		450	5	4545	457.0	55	110	196	407	41.0	114	41.0	225	47.0	PHP 10SPB450TB	
		500	5	4545	507.0	55	110	196	457	41.0	114	41.0	225	55.0	PHP 10SPB500TB	
		560	5	4545	567.0	55	110	196	517	41.0	114	41.0	225	59.0	PHP 10SPB560TB	
630	5	4545	637.0	55	110	196	587	41.0	114	41.0	225	66.0	PHP 10SPB630TB			
710	5	4545	717.0	55	125	196	664	41.0	114	41.0	225	75.0	PHP 10SPB710TB			
800	5	4545	807.0	55	125	196	754	41.0	114	41.0	225	96.0	PHP 10SPB800TB			
900	5	5050	907.0	70	125	196	854	34.5	127	34.5	245	119.0	PHP 10SPB900TB			
1000	5	5050	1007.0	70	125	196	954	34.5	127	34.5	245	141.0	PHP 10SPB1000TB			
1250	5	5050	1257.0	70	125	196	1203	35.0	127	-	-	265.0	PHP 10SPB1250TB			
SPC	3	140	3	2012	149	14	50	85	84	26.5	32	26.5	-	4.67	PHP 3SPC140TB	
		150	3	2012	159	14	50	85	94	26.5	32	26.5	-	5.33	PHP 3SPC150TB	
		160	3	2517	169	16	60	85	104	20	45	20	-	6.1	PHP 3SPC160TB	
		170	3	2517	179	16	60	85	114	20	45	20	-	6.9	PHP 3SPC170TB	
		180	3	2517	189	16	60	85	124	20	45	20	-	7.94	PHP 3SPC180TB	

¹⁾ Mass does not include bushings.
Non-functional dimensions may vary slightly.

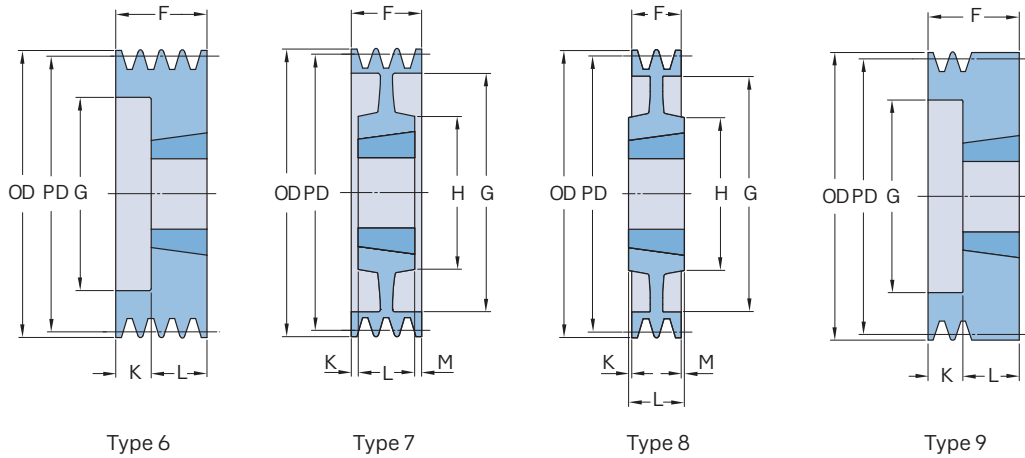
Wedge belt pulleys
SPC taper bushed



Section	Number of grooves	Pitch diameter PCD	Pulley type	Bushing number	Dimensions									Mass ¹⁾	Designation			
					Outer diameter OD	B Min.	Max.	F	G	K	L	M	H					
		mm	mm														kg	-
SPC	3	190	3	2517	199	16	60	85	134	20	45	20	-	8.9	PHP 3SPC190TB			
		200	3	2517	209.6	16	60	85	150	20.0	45	20.0	-	10.2	PHP 3SPC200TB			
		212	3	3020	221.6	25	75	85	162	17.0	51	17.0	-	11.2	PHP 3SPC212TB			
		224	3	3020	233.6	25	75	85	173	17.0	51	17.0	-	12.7	PHP 3SPC224TB			
		236	3	3020	245.6	25	75	85	185	17.0	51	17.0	-	14.4	PHP 3SPC236TB			
	3	250	3	3020	259.6	25	75	85	194	17.0	51	17.0	-	16.5	PHP 3SPC250TB			
		265	1	3535	274.6	35	90	85	-	-	89	4.0	170	19.7	PHP 3SPC265TB			
		280	1	3535	289.6	35	90	85	-	-	89	4.0	170	22.7	PHP 3SPC280TB			
		300	4	3535	309.6	35	90	85	249	2.0	89	2.0	170	22.7	PHP 3SPC300TB			
		315	7	3535	324.6	35	90	85	264	2.0	89	2.0	170	22.0	PHP 3SPC315TB			
		335	4	3535	344.6	35	90	85	284	2.0	89	2.0	170	24.1	PHP 3SPC335TB			
		355	4	3535	364.6	35	90	85	304	2.0	89	2.0	170	26.2	PHP 3SPC355TB			
		375	4	3535	384.6	35	90	85	324	2.0	89	2.0	170	28.0	PHP 3SPC375TB			
		400	4	3535	409.6	35	90	85	344	2.0	89	2.0	170	29.3	PHP 3SPC400TB			
		425	4	3535	434.6	35	90	85	369	2.0	89	2.0	170	32.8	PHP 3SPC425TB			
		450	4	3535	459.6	35	90	85	394	2.0	89	2.0	170	34.7	PHP 3SPC450TB			
		475	4	3535	484.6	35	90	85	419	2.0	89	2.0	170	36.5	PHP 3SPC475TB			
		500	4	3535	509.6	35	90	85	444	2.0	89	2.0	170	40.0	PHP 3SPC500TB			
		530	4	3535	539.6	35	90	85	474	2.0	89	2.0	170	42.5	PHP 3SPC530TB			
		560	4	3535	569.6	35	90	85	504	2.0	89	2.0	170	45.9	PHP 3SPC560TB			
SPC	4	630	4	4040	639.6	40	100	85	574	8.5	102	8.5	200	76.3	PHP 3SPC630TB			
		710	4	4040	719.6	70	100	85	654	8.5	102	8.5	200	81.6	PHP 3SPC710TB			
		800	4	4545	809.6	55	110	85	737	14.5	114	14.5	225	87.0	PHP 3SPC800TB			
		1000	4	5050	1009.6	70	125	85	937	21.0	127	21.0	245	120.0	PHP 3SPC1000TB			
		1250	4	5050	1259.6	70	125	85	1187	21.0	127	21.0	245	175.0	PHP 3SPC1250TB			
	4	150	3	2012	159	14	50	111	94	39.5	32	39.5	-	6.7	PHP 4SPC150TB			
		160	3	2517	169	16	60	111	104	33	45	33	-	7.34	PHP 4SPC160TB			
		170	3	3020	179	25	75	111	120	30	51	30	-	6.9	PHP 4SPC170TB			
		180	3	3020	189	25	75	111	124	30	51	30	-	8.65	PHP 4SPC180TB			
		190	3	3020	199	25	75	111	134	30	51	30	-	9.82	PHP 4SPC190TB			
		200	3	3020	209.6	25	75	111	144	30.0	51	30.0	-	11.3	PHP 4SPC200TB			
		212	3	3020	221.6	25	75	111	156	30.0	51	30.0	-	13.0	PHP 4SPC212TB			
		224	3	3535	233.6	35	90	111	168	11.0	89	11.0	-	14.5	PHP 4SPC224TB			
		236	3	3535	245.6	35	90	111	180	11.0	89	11.0	-	16.7	PHP 4SPC236TB			
		250	3	3535	259.6	35	90	111	194	11.0	89	11.0	-	19.3	PHP 4SPC250TB			
5	265	3	3535	274.6	35	90	111	209	11.0	89	11.0	-	22.4	PHP 4SPC265TB				
	280	7	3535	289.6	35	90	111	224	11.0	89	11.0	-	25.4	PHP 4SPC280TB				
	300	5	3535	309.6	35	90	111	244	11.0	89	11.0	170	25.4	PHP 4SPC300TB				
	315	5	3535	324.6	35	90	111	259	11.0	89	11.0	170	25.3	PHP 4SPC315TB				
	335	5	3535	344.6	35	90	111	279	11.0	89	11.0	170	27.4	PHP 4SPC335TB				
	355	5	3535	364.6	35	90	111	299	11.0	89	11.0	170	29.6	PHP 4SPC355TB				
	375	5	3535	384.6	35	90	111	319	11.0	89	11.0	170	31.3	PHP 4SPC375TB				
	400	5	3535	409.6	35	90	111	344	11.0	89	11.0	170	33.8	PHP 4SPC400TB				
	425	5	3535	434.6	35	90	111	369	11.0	89	11.0	170	38.0	PHP 4SPC425TB				
	450	5	3535	459.6	35	90	111	394	11.0	89	11.0	170	41.3	PHP 4SPC450TB				
5	475	5	3535	484.6	35	90	111	419	11.0	89	11.0	170	43.7	PHP 4SPC475TB				
	500	5	3535	509.6	35	90	111	444	11.0	89	11.0	170	46.0	PHP 4SPC500TB				
	530	5	4040	539.6	40	100	111	474	4.5	102	4.5	170	52.0	PHP 4SPC530TB				
	560	5	4040	569.6	40	100	111	504	4.5	102	4.5	200	58.0	PHP 4SPC560TB				
	630	4	4545	639.6	55	110	111	574	1.5	114	1.5	225	63.8	PHP 4SPC630TB				
	710	4	5050	719.6	70	125	111	654	8.0	127	8.0	267	83.2	PHP 4SPC710TB				
	800	4	5050	809.6	70	125	111	737	8.0	127	8.0	267	102.5	PHP 4SPC800TB				
	1000	4	5050	1009.6	70	125	111	937	8.0	127	8.0	267	130.0	PHP 4SPC1000TB				
	1250	4	5050	1259.6	70	125	111	1187	8.0	127	8.0	267	186.0	PHP 4SPC1250TB				

¹⁾ Mass does not include bushings.
Non-functional dimensions may vary slightly.

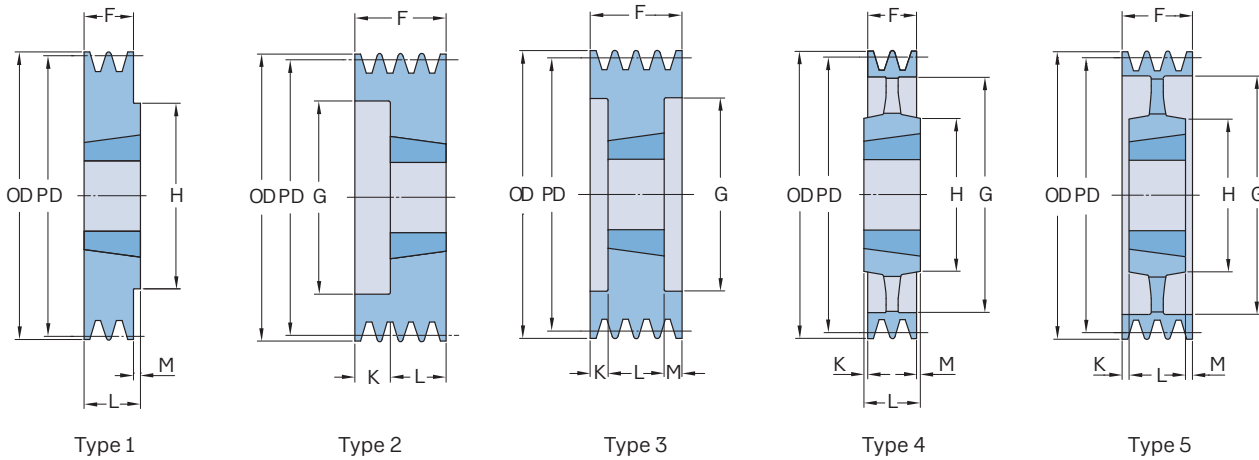
Wedge belt pulleys
SPC taper bushed



Section	Number of grooves	Pitch diameter PCD	Pulley type	Bushing number	Dimensions		Max.	F	G	K	L	M	H	Mass ¹⁾	Designation	
					Outer diameter OD	B Min.										
mm															kg	-
SPC	5	150	3	2012	159	14	50	136	94	52	32	52	-	8	PHP 5SPC150TB	
		170	3	3020	179	25	75	136	119	42.5	51	42.5	-	8.22	PHP 5SPC170TB	
		190	3	3020	199	25	75	136	134	42.5	51	42.5	-	11.53	PHP 5SPC190TB	
		200	3	3535	209.6	35	90	136	150	23.5	89	23.5	-	12.2	PHP 5SPC200TB	
		212	3	3535	221.6	35	90	136	160	23.5	89	23.5	-	14.5	PHP 5SPC212TB	
		224	3	3535	233.6	35	90	136	173	23.5	89	23.5	-	16.6	PHP 5SPC224TB	
		236	3	3535	245.6	35	90	136	185	23.5	89	23.5	-	18.9	PHP 5SPC236TB	
		250	3	3535	259.6	35	90	136	198	23.5	89	23.5	-	21.5	PHP 5SPC250TB	
		265	3	3535	274.6	35	90	136	213	23.5	89	23.5	-	25.0	PHP 5SPC265TB	
		280	3	3535	289.6	35	90	136	228	23.5	89	23.5	-	28.4	PHP 5SPC280TB	
		300	7	3535	309.6	35	90	136	247	23.5	89	23.5	170	28.2	PHP 5SPC300TB	
		315	5	3535	324.6	35	90	136	264	23.5	89	23.5	170	28.1	PHP 5SPC315TB	
		335	5	3535	344.6	35	90	136	280	23.5	89	23.5	170	31.1	PHP 5SPC335TB	
		355	5	3535	364.6	35	90	136	304	23.5	89	23.5	170	33.1	PHP 5SPC355TB	
		375	5	3535	384.6	35	90	136	324	23.5	89	23.5	170	35.6	PHP 5SPC375TB	
		400	5	3535	409.6	35	90	136	344	23.5	89	23.5	170	38.5	PHP 5SPC400TB	
		425	5	3535	434.6	35	90	136	369	23.5	89	23.5	170	42.5	PHP 5SPC425TB	
		450	5	4040	459.6	40	100	136	394	17.0	102	17.0	200	44.3	PHP 5SPC450TB	
		475	5	4040	484.6	40	100	136	419	17.0	102	17.0	200	48.5	PHP 5SPC475TB	
		500	5	4040	509.6	40	100	136	444	17.0	102	17.0	200	51.0	PHP 5SPC500TB	
		530	5	4545	539.6	55	110	136	474	11.0	102	11.0	200	66.0	PHP 5SPC530TB	
		560	5	4545	569.6	55	110	136	504	11.0	114	11.0	200	66.7	PHP 5SPC560TB	
		630	5	5050	639.6	70	125	136	574	4.5	127	4.5	245	73.0	PHP 5SPC630TB	
		710	5	5050	719.6	70	125	136	654	4.5	127	4.5	245	93.0	PHP 5SPC710TB	
800	5	5050	809.6	70	125	136	737	4.5	127	4.5	245	119.0	PHP 5SPC800TB			
900	5	5050	909	50	125	136	837	4.5	127	4.5	267	135	PHP 5SPC900TB			
1000	5	5050	1009.6	70	125	136	937	4.5	127	4.5	245	147.0	PHP 5SPC1000TB			
1120	5	5050	1129	50	125	136	1057	4.5	127	4.5	267	194.4	PHP 5SPC1120TB			
1250	5	5050	1259.6	70	125	136	1187	4.5	127	4.5	245	210.0	PHP 5SPC1250TB			
SPC	6	180	3	3020	189	25	75	162	124	55.5	51	55.5	-	11.88	PHP 6SPC180TB	
		190	3	3020	199	25	75	162	134	55.5	51	55.5	-	12.5	PHP 6SPC190TB	
		200	3	3535	209.6	35	90	162	148	36.5	89	36.5	-	14.1	PHP 6SPC200TB	
		212	3	3535	221.6	35	90	162	160	36.5	89	36.5	-	16.5	PHP 6SPC212TB	
		224	3	3535	233.6	35	90	162	173	36.5	89	36.5	-	18.0	PHP 6SPC224TB	
		236	3	3535	245.6	35	90	162	185	36.5	89	36.5	-	21.3	PHP 6SPC236TB	
		250	3	3535	259.6	35	90	162	198	36.5	89	36.5	-	29.0	PHP 6SPC250TB	
		265	3	3535	274.6	35	90	162	213	36.5	89	36.5	-	30.3	PHP 6SPC265TB	
		280	7	3535	289.6	35	90	162	228	36.5	89	36.5	-	31.5	PHP 6SPC280TB	
		300	7	3535	309.6	35	90	162	247	36.5	89	36.5	170	31.5	PHP 6SPC300TB	
		315	5	3535	324.6	35	90	162	264	36.5	89	36.5	170	33.2	PHP 6SPC315TB	
		335	5	3535	344.6	35	90	162	280	36.5	89	36.5	170	37.5	PHP 6SPC335TB	
		355	5	3535	364.6	35	90	162	304	36.5	89	36.5	170	40.5	PHP 6SPC355TB	
		375	5	4040	384.6	40	100	162	324	30.0	102	30.0	200	44.5	PHP 6SPC375TB	
		400	5	4040	409.6	40	100	162	348	30.0	102	30.0	200	48.0	PHP 6SPC400TB	
		425	5	4040	434.6	40	100	162	369	30.0	102	30.0	225	51.0	PHP 6SPC425TB	
		450	7	4545	459.6	55	110	162	394	24.0	114	24.0	225	57.5	PHP 6SPC450TB	
		475	5	4545	484.6	55	110	162	419	24.0	114	24.0	225	62.0	PHP 6SPC475TB	
		500	5	4545	509.6	55	110	162	444	24.0	114	24.0	225	67.0	PHP 6SPC500TB	
		530	5	5050	539.6	70	125	162	474	17.5	114	17.5	245	74.5	PHP 6SPC530TB	
		560	5	5050	569.6	70	125	162	504	17.5	127	17.5	245	77.5	PHP 6SPC560TB	
		630	5	5050	639.6	70	125	162	574	17.5	127	17.5	245	88.5	PHP 6SPC630TB	
		710	5	5050	719.6	70	125	162	654	17.5	127	17.5	245	107.3	PHP 6SPC710TB	
		800	5	5050	809.6	70	125	162	737	17.5	127	17.5	245	126.0	PHP 6SPC800TB	
1000	5	5050	1009.6	70	125	162	937	17.5	127	17.5	245	185.0	PHP 6SPC1000TB			

¹⁾ Mass does not include bushings.
Non-functional dimensions may vary slightly.

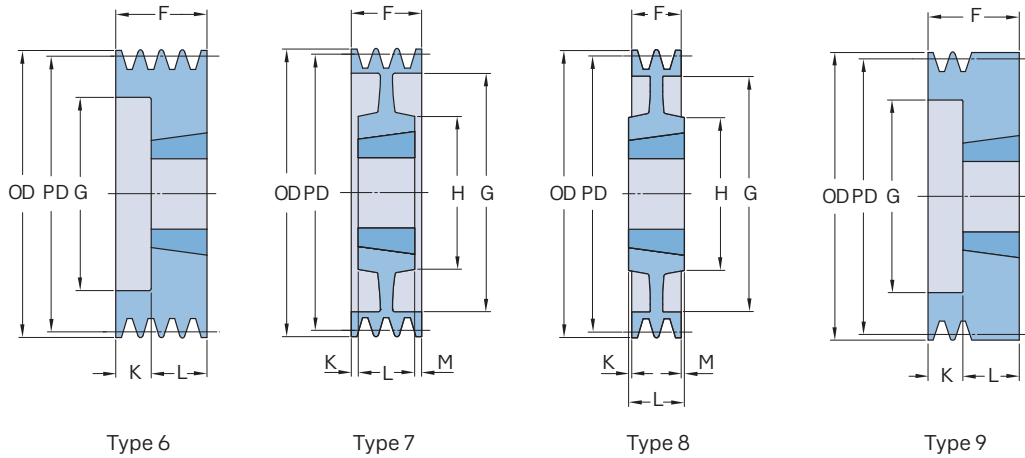
Wedge belt pulleys
SPC taper bushed



Section	Number of grooves	Pitch diameter PCD	Pulley type	Bushing number	Dimensions		F	G	K	L	M	H	Mass ¹⁾	Designation	
					Outer diameter OD	B Min.									
														kg	-
SPC	6	1120	5	5050	1129	50	125	162	1057	17.5	127	17.5	267	184.5	PHP 6SPC1120TB
		1250	5	5050	1259.6	70	125	162	1187	17.5	127	17.5	245	258.0	PHP 6SPC1250TB
		1400	5	6050	1409	100	150	162	1337	17.5	127	17.5	432	315	PHP 6SPC1400TB
		1600	5	6050	1609	100	150	162	1537	17.5	127	17.5	432	387	PHP 6SPC1600TB
		1700	5	6050	1709	100	150	162	1637	17.5	127	17.5	432	389	PHP 6SPC1700TB
SPC	8	200	3	3535	209.6	35	90	213	148	62.0	89	62.0	-	20.0	PHP 8SPC200TB
		212	3	3535	221.6	35	90	213	160	62.0	89	62.0	-	21.3	PHP 8SPC212TB
		224	3	3535	233.6	35	90	213	170	62.0	89	62.0	-	22.9	PHP 8SPC224TB
		236	3	3535	245.6	35	90	213	184	62.0	89	62.0	-	25.9	PHP 8SPC236TB
		250	3	3535	259.6	35	90	213	198	62.0	89	62.0	-	29.0	PHP 8SPC250TB
		265	3	3535	274.6	35	90	213	213	62.0	89	62.0	-	32.5	PHP 8SPC265TB
		280	3	3535	289.6	35	90	213	228	62.0	89	62.0	-	36.1	PHP 8SPC280TB
		300	3	4040	309.6	40	100	213	207	55.5	102	55.5	-	37.1	PHP 8SPC300TB
		315	3	4040	324.6	40	100	213	258	55.5	102	55.5	-	40.0	PHP 8SPC315TB
		335	7	4040	344.6	40	100	213	280	55.5	102	55.5	210	44.0	PHP 8SPC335TB
		355	5	4040	364.6	40	100	213	304	55.5	102	55.5	210	49.0	PHP 8SPC355TB
		375	5	4545	384.6	55	110	213	324	49.5	114	49.5	242	54.5	PHP 8SPC375TB
		400	5	4545	409.6	55	110	213	348	49.5	114	49.5	242	58.0	PHP 8SPC400TB
		425	5	4545	434.6	55	110	213	369	49.5	114	49.5	242	63.5	PHP 8SPC425TB
		450	5	5050	459.6	70	125	213	394	43.0	127	43.0	267	70.0	PHP 8SPC450TB
		475	5	5050	484.6	70	125	213	419	43.0	127	43.0	267	72.0	PHP 8SPC475TB
		500	5	5050	509.6	70	125	213	444	43.0	127	43.0	267	82.5	PHP 8SPC500TB
		530	5	5050	539.6	70	125	213	474	43.0	127	43.0	267	82.5	PHP 8SPC530TB
		560	5	5050	569.6	70	125	213	504	43.0	127	43.0	267	94.5	PHP 8SPC560TB
		630	5	5050	639.6	70	125	213	574	43.0	127	43.0	267	102.0	PHP 8SPC630TB
710	5	5050	719.6	70	125	213	656	43.0	127	43.0	267	123.5	PHP 8SPC710TB		
800	5	5050	809.6	70	125	213	737	43.0	127	43.0	267	145.0	PHP 8SPC800TB		
900	5	5050	909	50	125	213	837	43	127	43	267	173	PHP 8SPC900TB		
1000	5	5050	1009.6	70	125	213	937	43.0	127	43.0	267	207.0	PHP 8SPC1000TB		
1120	5	5050	1129	50	125	213	1057	43	127	43	267	234	PHP 8SPC1120TB		
1250	5	5050	1259.6	70	125	213	1187	43.0	127	43.0	267	285.0	PHP 8SPC1250TB		
1400	5	6050	1409	100	150	213	1337	43	127	43	432	384	PHP 8SPC1400TB		
1600	5	6050	1609	100	150	213	1537	43	127	43	432	510	PHP 8SPC1600TB		
SPC	10	200	3	3535	209	35	90	264	144	87.5	89	87.5	-	22	PHP 10SPC200TB
		224	3	4040	233.6	40	100	264	168	81.0	102	-	-	28.0	PHP 10SPC224TB
		236	3	4040	245.6	40	100	264	180	81.0	102	81.0	-	30.9	PHP 10SPC236TB
		250	3	4040	259.6	40	100	264	196	81.0	102	81.0	-	35.0	PHP 10SPC250TB
		265	3	4040	274.6	40	100	264	209	81.0	102	81.0	-	39.5	PHP 10SPC265TB
		280	3	4040	289.6	40	100	264	226	81.0	102	81.0	-	42.1	PHP 10SPC280TB
		300	3	4545	309.6	55	110	264	245	75.0	114	75.0	-	44.1	PHP 10SPC300TB
		315	3	4545	324.6	55	110	264	258	75.0	114	75.0	-	47.0	PHP 10SPC315TB
		335	3	4545	344.6	55	110	264	279	75.0	114	75.0	-	51.0	PHP 10SPC335TB
		355	3	4545	364.6	55	110	264	299	75.0	114	75.0	-	57.0	PHP 10SPC355TB
		375	3	4545	384.6	55	110	264	319	68.5	127	68.5	245	62.5	PHP 10SPC375TB
		400	6	5050	409.6	70	125	264	342	68.5	127	68.5	245	66.0	PHP 10SPC400TB
		425	7	5050	434.6	70	125	264	369	68.5	127	68.5	245	70.5	PHP 10SPC425TB
		450	5	5050	459.6	70	125	264	394	68.5	127	68.5	245	78.0	PHP 10SPC450TB
		475	5	5050	484.6	70	125	264	419	68.5	127	68.5	245	82.0	PHP 10SPC475TB
		500	5	5050	509.6	70	125	264	444	68.5	127	68.5	245	95.5	PHP 10SPC500TB
		530	5	5050	539.6	70	125	264	474	68.5	127	68.5	245	106.0	PHP 10SPC530TB
		560	5	5050	569.6	70	125	264	504	68.5	127	68.5	245	94.7	PHP 10SPC560TB
		590	5	5050	599	50	125	264	534	68.5	127	68.5	267	118	PHP 10SPC590TB
		630	5	5050	639.6	70	125	264	574	68.5	127	68.5	245	113.2	PHP 10SPC630TB

¹⁾ Mass does not include bushings.
Non-functional dimensions may vary slightly.

Wedge belt pulleys
SPC taper bushed



Section	Number of grooves	Pitch diameter PCD	Pulley type	Bushing number	Dimensions		Max.	F	G	K	L	M	H	Mass ¹⁾	Designation	
					Outer diameter OD	B Min.										
mm														kg	-	
SPC	10	710	5	5050	719.6	70	125	264	654	68.5	127	68.5	245	133.5	PHP 10SPC710TB	
		800	5	5050	809.6	70	125	264	737	68.5	127	68.5	245	160.5	PHP 10SPC800TB	
		900	5	5050	909	50	125	264	837	68.5	127	68.5	267	209.3	PHP 10SPC900TB	
		1000	5	5050	1009.6	70	125	264	937	68.5	127	68.5	245	227.5	PHP 10SPC1000TB	
		1250	5	5050	1259.6	70	125	264	1187	68.5	127	68.5	245	300.0	PHP 10SPC1250TB	
	SPC	12	1600	5	5050	1609	50	125	264	1537	68.5	127	68.5	288	460	PHP 10SPC1600TB
			1700	5	7060	1709	110	170	264	1637	56	152	56	500	488.75	PHP 10SPC1700TB
			1900	5	7060	1909	110	170	267	1837	56	152	56	500	752	PHP 10SPC1900TB
			265	3	4545	274	55	110	315	209	100.5	114	100.5	-	44	PHP 12SPC265TB
			280	3	4545	289	55	110	315	224	100.5	114	100.5	-	51	PHP 12SPC280TB
SPC	12	300	3	4545	309	55	110	315	244	100.5	114	100.5	-	58.5	PHP 12SPC300TB	
		315	3	5050	324	50	125	315	259	94	127	94	-	66.3	PHP 12SPC315TB	
		335	3	5050	344	50	125	315	279	94	127	94	-	76	PHP 12SPC335TB	
		355	3	5050	364	50	125	315	299	94	127	94	267	88	PHP 12SPC355TB	
		375	6	5050	384	50	125	315	319	94	127	94	267	90	PHP 12SPC375TB	
		400	6	5050	409	50	125	315	344	94	127	94	267	96	PHP 12SPC400TB	
		450	6	5050	459	50	125	315	394	94	127	94	267	116	PHP 12SPC450TB	
		475	6	5050	484	50	125	315	419	94	127	94	267	123	PHP 12SPC475TB	
		500	6	5050	509	50	125	315	444	94	127	94	267	128	PHP 12SPC500TB	
		600	6	5050	609	50	125	315	544	94	127	94	267	142	PHP 12SPC600TB	
		630	5	5050	639	50	125	315	574	94	127	94	267	147	PHP 12SPC630TB	
		710	5	5050	719	50	125	315	654	94	127	94	267	166	PHP 12SPC710TB	
		800	5	5050	809	50	125	315	737	94	127	94	267	208	PHP 12SPC800TB	
		1000	5	5050	1009	50	125	315	937	94	127	94	267	236	PHP 12SPC1000TB	
		1250	5	5050	1259	50	125	315	1187	94	127	94	267	350	PHP 12SPC1250TB	
		1400	5	7060	1409	110	170	315	1337	81.5	152	81.5	500	551	PHP 12SPC1400TB	

¹⁾ Mass does not include bushings.
Non-functional dimensions may vary slightly.

